

BACK TO OCTOBER

2026-27 FAFSA Deep Dive

Sicilee Shannon & Savannah Williams
KASFAA Outreach Training Committee

Topics

- FAFSA Overview
- Changes
- Contributors & Dependency Status
- StudentAid.gov Account Creation/Recovery Process
- Filling out the 2026-27 FAFSA
 - Dependent Students and Parent Invites
- Next steps



FAFSA Overview

- **Free Application for Federal Student Aid (FAFSA®)** – required to determine eligibility for federal, state, and some institutional aid
 - Grants (Pell, SEOG, state grants)
 - Work-Study Federal
 - Student Loans
 - Some scholarships (requires FAFSA completion)
- **Opens October 1 the prior year** (e.g., October 1, 2025 for 2026-27 FAFSA)
- Must be completed **every academic year**
- Uses **prior-prior year income/tax information** (e.g., 2024 taxes for 2026-27 FAFSA)
- Requires input from **all contributors** (student, parent(s), spouse as applicable)



FAFSA Overview Cont.

- Complete electronically through the **Federal Student Aid Website:**
<https://studentaid.gov/FAFSA>
- **Deadline/Priority Dates**
 - Vary by School
 - Example: Washburn's is March 1st, 2026



Changes



- StudentAid.gov Account Creation
 - 2024-25 and 2025-26 required 1-3 business day waiting period to verify accounts
 - 2026-27 real time real-time Social Security Administration (SSA) verification
- Assets: Exclusions from Asset Reporting
 - Net worth of family-owned business with 100 or fewer full-time employees
 - Net worth of a farm on which the family resides
 - Net worth of a family-owned commercial fishing business
- Contributor Invite
 - Email-based invitation: students invite (parent or spouse) by simply entering email address
 - Invitation code: contributor receives an email with a non-case sensitive code to access the form and link their information
 - Instant verification: new & existing accounts will undergo real-time Social Security Administration (SSA) verification

Contributors

- **Definition:** A FAFSA contributor is anyone required to provide information on a student's FAFSA form (e.g., student, parent(s), or spouse).
- **Role:** Contributors provide personal and financial information needed to determine federal student aid eligibility.
- **Access:** Each contributor must create an FSA ID to securely log in and complete their section of the FAFSA.
- **Responsibility:** Contributors only see and complete their own portion; their information is kept private from other contributors.

Who is a Contributor

- **The student** (always a contributor)
- **The student's spouse** (if the student is married)
- **The biological or adoptive parent(s)** of a dependent student
- **The stepparent** (if the parent is remarried and lives with the student's parent)

Students are Dependent unless...




👉 In short: *Students are dependent **unless** they meet one of these independent status criteria.*

- **24 years or older** by January 1 of the school year
- **Married** at the time of completing the FAFSA
- **Graduate or professional student** (master's/doctoral program)
- **Veteran** or currently serving on active duty in the U.S. Armed Forces
- **Has dependents** (children or others) who receive more than half their support from the student
- **Orphan, ward of the court, foster care, or legal guardianship** after age 13
- **Emancipated minor** or in a legal guardianship as determined by a court
- **Homeless or self-supporting and at risk of homelessness** as determined by a school district or shelter director

How to Create an Account

StudentAid.gov

Getting started with your FSA ID



Account Creation

Accounts require a verifiable email address – personal email recommended and encouraged

Start: Go to StudentAid.gov

- Open your browser and visit [StudentAid.gov](https://studentaid.gov)
- Click “**Create Account**” in the top right corner

Step 1: Provide Personal Information

- Enter your **full legal name** (must match Social Security card)
- Provide your **Social Security Number** and **date of birth**
 - If no SSN – check the “I don't have a SSN” box
- Add your **email address** and **mobile phone number**

Step 2: Set Up Login Details

- Create a **username** and **strong password**
- Choose **security questions** for account recovery
- Confirm your email and phone number

Create an Account

Step 1 of 7

Personal Information

I understand that I'll be required to certify that the information I provide to create an account is true and correct and that I'm the individual who I claim to be.

If I'm not the person I claim to be, I understand that I'm not authorized to proceed and that I should exit this form now. If I provide false or misleading information, I understand that I may be subject to a fine, prison time, or both.

First Name
Jesse

Middle Initial
C

Last Name
Faden

Date of Birth
Month: 09 Day: 07 Year: 1991

Social Security Number

I don't have a Social Security number.

Cancel Continue

Create an Account

Step 2 of 7

Account Information

Because financial aid agreements are legally binding, you cannot create an account for someone else, even another family member. Parents and students must create their own accounts.

Username
jfaden91

Email
jessefaden@gmail.com

Confirm Email
jessefaden@gmail.com

Password
***** Show

Uppercase
 Lowercase
 Number
 8+ Characters

Confirm Password
***** Show

Previous Continue

Account Creation Cont.

Step 3: Provide Contact Information

- Enter your mailing address
- Mailing address is required for those without a SSN
- Enter your mobile phone number. If you don't have a U.S. mobile phone number, leave this field blank

Step 4: Select Communication Preferences

- Select your required and optional communication preferences
- Select your language preference

Step 5: Choose Security Questions

- Select and answer security questions to help recover your account if needed (total of 4 questions)

Create an Account
Step 3 of 7
Contact Information

Mailing Address

Address

City

State

Zip Code

Mobile Phone Account Access

We strongly recommend setting up your mobile phone for account access. This option helps you gain access to your account if you are locked out, and allows your mobile phone to be used for two-step verification.

Mobile Phone

Confirm Mobile Phone

Yes, I agree to use my mobile phone for account access.

Create an Account
Step 4 of 7
Communication Preferences

Required Communications

There are certain types of communications the U.S. Department of Education and our servicers are required to provide to you in writing. This includes things like student loan disclosures and student loan interest statements. You can choose whether you would like to receive these by email or postal mail.

Email *Recommended*

Postal mail

Optional Communications

We want you to feel confident about the financial aid and student loan process. To help with this, we sometimes send information about available grants, student loan forgiveness programs, income-based repayment options, and more. You can choose whether you would like to receive these by email and/or text message.

Email

Text message

Language Preference

The language preference determines what language displays after you've logged in, as well as what language is used for forms and communications.

Create an Account
Step 5 of 7
Challenge Questions

Challenge questions and answers are used to retrieve your username or password if you forget them and to unlock your account.

Note: Answers are not case sensitive.

Challenge Question 1

Question

Answer Show ?

Challenge Question 2

Question

Answer Show ?

Account Creation Cont.

Step 6: Enable Two-Step Verification

- Double-check personal and account information

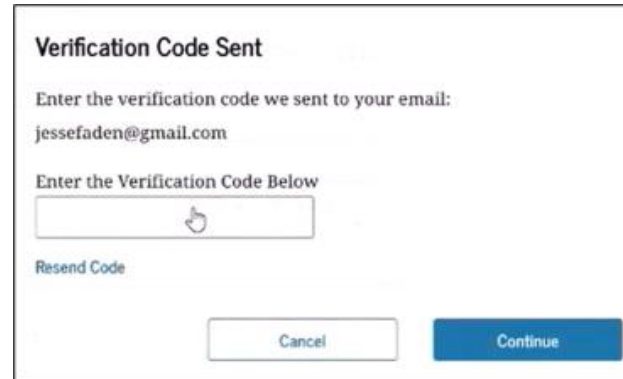
Step 7: Enable Two-Step Verification

- Verify email (required) and phone number (if entered)
- May use authenticator app – not reliant on internet

Agree & Submit

- Review your details, agree to the terms and conditions, and submit your application.
- Once confirmed, you'll have your FSA ID ready to use.

👉 Reminder: Each contributor (student, parent, spouse) **must create their own account/FSA ID** — accounts can't be shared.

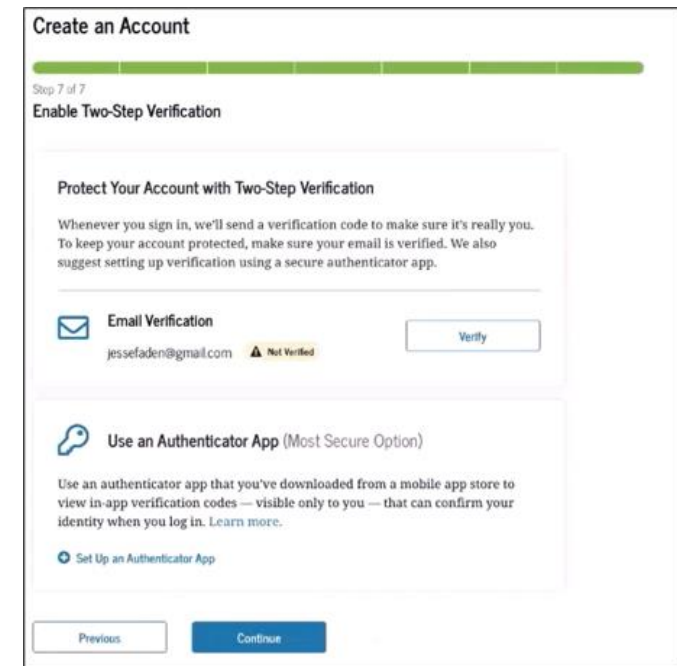


Verification Code Sent

Enter the verification code we sent to your email:
jessefaden@gmail.com

Enter the Verification Code Below

[Resend Code](#)



Create an Account

Step 7 of 7

Enable Two-Step Verification

Protect Your Account with Two-Step Verification

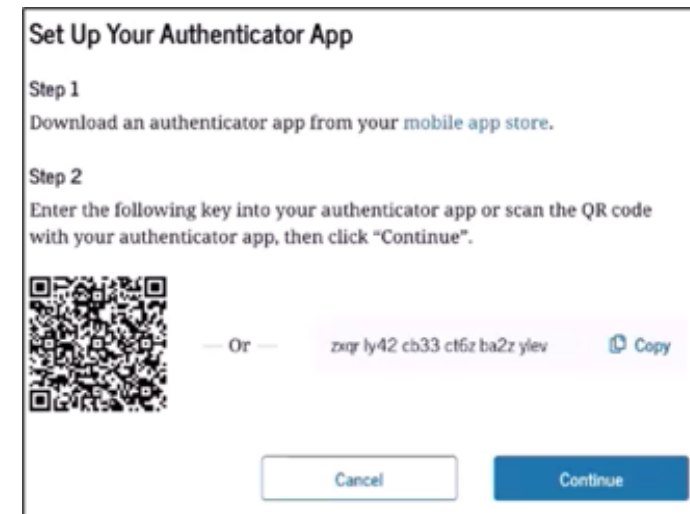
Whenever you sign in, we'll send a verification code to make sure it's really you. To keep your account protected, make sure your email is verified. We also suggest setting up verification using a secure authenticator app.

Email Verification
jessefaden@gmail.com Not Verified

Use an Authenticator App (Most Secure Option)

Use an authenticator app that you've downloaded from a mobile app store to view in-app verification codes — visible only to you — that can confirm your identity when you log in. [Learn more.](#)


[Set Up an Authenticator App](#)



Set Up Your Authenticator App

Step 1
Download an authenticator app from your [mobile app store](#).

Step 2
Enter the following key into your authenticator app or scan the QR code with your authenticator app, then click "Continue".

 — Or — `zxqy ly42 cb33 ct6z ba2z ylev`

Account Creation – No SSN

- This is meant for contributors without SSNs – students who do not have an SSN and are not an eligible non-citizen should not file the FAFSA.
- Check the "I don't have a Social Security Number" box
- Answer a series of knowledge-based identity questions
- If user passes the knowledge-based process, account created and able to use immediately

Create an Account

Step 1 of 7

Personal Information

I understand that I'll be required to certify that the information I provide to create an account is true and correct and that I'm the individual who I claim to be.

If I'm not the person I claim to be, I understand that I'm not authorized to proceed and that I should exit this form now. If I provide false or misleading information, I understand that I may be subject to a fine, prison time, or both.

First Name
Jesse

Middle Initial
C

Last Name
Faden

Date of Birth
Month: 09 Day: 07 Year: 1991

Social Security Number

I don't have a Social Security number.

Cancel Continue

Account Recovery



Recover Your Account | ⌚ 15 Minutes

To recover your account, follow the steps below. Select "Continue" to begin the process.

Steps You'll Need to Complete

- 1 Submit an Account Recovery Request
- 2 Receive Text Message with Document Upload Link
- 3 Upload U.S. Photo ID Using Your Mobile Phone
- 4 Receive Email with Reset Password Link
- 5 Create a New Password and Log In

If you can't complete this process, you can start an account recovery request by calling 1-800-4-FED-AID (1-800-433-3243). Requests initiated by phone can take 7-10 days to complete.

Dependent Student

Dependent Student: Student Identity Information

This is the first page within the student section. The student can verify that the personal information is correct.

To update any of this personal information, the student must access their account settings on StudentAid.gov.

The screenshot shows the FAFSA 2026-27 interface for Student Alex Tran. The page title is "Student Identity Information" and it includes a "Save" button and a "FAFSA Menu" icon. The main heading is "Student Identity Information" with a sub-heading "Review the information below and verify that it's correct before moving forward." The form contains the following fields:

- Name: Alex Tran
- Date of Birth: 02/15/2006
- Social Security Number: ****-9036
- Email Address: 599889036test@testcoo.edu
- Mobile Phone Number: (555) 557-6997
- Permanent Mailing Address: 324 dsfsd
- City: dsfds
- State: IA
- Zip Code: 34343
- Country: United States (US)

A "Continue" button is located at the bottom right of the form.

Dependent Student: State of Residence

The student is asked about their state of residence. The student selects the state from a drop-down box and provides the month and year when they became a resident.

FAFSA® FORM 2026-27 Student Alex Tran Save | FAFSA Menu

Student State of Residence

State
Usually, this is the state where the student lives while not attending school.

Iowa (IA) ⓘ

Date the Student Became a Resident of Iowa (IA)
If the student was born in Iowa (IA) and has not moved out of state since, enter their date of birth. Otherwise, enter the date the student moved to Iowa (IA).

Month Year ⓘ

01 2006

Previous Continue

Dependent Student: Provide Consent and Approval

This page informs the student about consent, approval, and the use of federal tax information. Once the student provides consent and approval, their federal tax information is transferred directly from the IRS into the FAFSA® form to help complete the "Your Finances" section.

The screenshot shows the FAFSA 2026-27 interface for Student Alex Tran. The main heading is "Provide Consent and Approval or You Won't Be Eligible for Federal Student Aid". A green-bordered box contains a "Summary" section with the following text: "Your consent and approval are needed to retrieve and disclose federal tax information. With your consent and approval, we can obtain tax return information automatically from the IRS to help you complete the FAFSA® form. If you don't provide consent and approval, you will not be eligible for federal student aid, including grants and loans. You must provide consent and approval even if you didn't file a U.S. federal tax return or any tax return." Below this are three bullet points: "Get your 2024 tax return information for the 2026-27 FAFSA form.", "Federal tax information is used to determine your eligibility for federal student aid.", and "Tax return information is required to complete the FAFSA form." Below the green box, the text reads: "By accepting below, I consent to the disclosure of information about me, and affirmatively approve of" followed by a bulleted list: "the receipt and use of my federal tax information, and" and "the redisclosure of my federal tax information by the U.S. Department of Education (ED), as described herein." Below that, it says "By accepting below, I consent to and affirmatively approve of, as applicable, the following:" followed by a numbered list item: "1. ED may disclose my Social Security number/Individual Taxpayer Identification Number, last name, date of birth, unique identifier, the tax year for which federal tax information is required, and the date and timestamp of my approval for the use of my federal tax information in determining eligibility by ED for which approval is provided to the U.S. Department of the Treasury, Internal Revenue Service (IRS). I understand that in response to such a request from ED, the IRS shall then disclose my federal tax information to 'authorized persons' (i.e., specifically designated officers and employees of ED and its contractors [as defined in 26 U.S.C. § 6103(l)(13)(E)]) for the purpose of determining eligibility for and the amount of federal student aid under a program authorized under subpart 1 of part A, part C, or part D of Title IV of the Higher Education Act of 1965, as amended, for myself or an applicant for federal student aid who has requested that I share my federal tax information on their Free Application for Federal Student Aid (FAFSA®) form."

Dependent Student: Provide Consent and Approval (Continued)

This is a continuation of the consent and approval page. The student can expand and collapse FAQs about consent and approval. The student selects "Approve" to provide consent and approval and is taken to the next page.

4. ED may redisclose my federal tax information to another FAFSA applicant's FAFSA form(s) for which I elect to participate. By accepting an invitation and affirmation to participate in another individual's FAFSA form, my federal tax information will be redisclosed to the additional application. I understand that I may decline an invitation to participate, which will prevent the transfer of my federal tax information to that FAFSA form.

By consenting and providing my affirmative approval, I further understand the following:

1. My consent and affirmative approval are required, as a condition of my eligibility or the eligibility of a FAFSA applicant who has requested that I share my federal tax information on their FAFSA form, for federal student aid under a program authorized under subpart 1 of part A, part C, or part D of *Title IV of the Higher Education Act of 1965*, as amended, even if I did not file a U.S. federal tax return.
2. I am providing my written consent for the redisclosure of my federal tax information by ED to include, but not limited to, institutions of higher education, state higher education agencies, designated scholarship organizations, their respective contractors and auditors, other family members participating in the FAFSA form, Office of Inspector General, under 26 U.S.C. § 6103(l)(13)(D), and with my further express written consent obtained by an institution of higher education, the redisclosure of FAFSA information pursuant to the terms and conditions of 20 U.S.C. § 1098h(c).
3. Any federal tax information received from the IRS at a later date shall supersede any manually entered financial or income information on the FAFSA form.
4. ED may request updated federal tax information from the IRS once my consent and approval are provided. If federal tax information has changed (e.g., amended tax return filed with revised information), then eligibility for and amounts of federal, state, and institutional financial aid may change.
5. If I do not consent to the redisclosure of my federal tax information to institutions of higher education, state higher education agencies, designated scholarship organizations, and their respective contractors, ED will be unable to calculate my eligibility for federal student aid or the eligibility of a FAFSA applicant who has requested that I share my federal tax information on their FAFSA form.

By accepting below, I consent electronically to the use of my StudentAid.gov account username and password (FSA ID) as my signature and certify under penalty of perjury under the laws of the United States of America, that the foregoing is true and correct. I understand that any falsification of this statement is punishable under the provisions of 18 U.S.C. § 1001 by a fine, imprisonment of not more than five years, or both, and that the knowing and willful request for or acquisition of records pertaining to an individual under false pretenses is a criminal offense under the *Privacy Act of 1974*, subject to a fine of not more than \$5,000 fine (5 U.S.C. § 552(a)(1)(3)). By accepting and submitting my part of the FAFSA form, my execution (including date and time) of consent and approval will be logged in ED's Person Authentication Service System of Record (18-11-12).

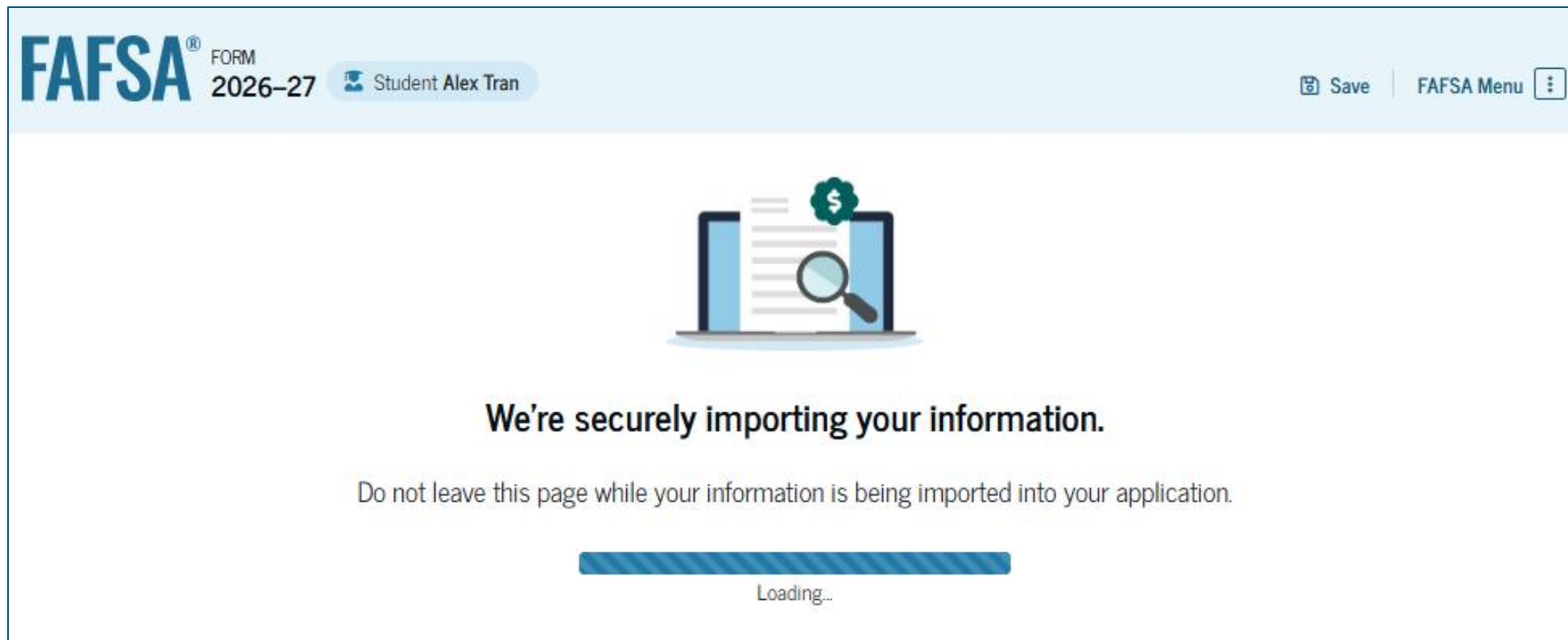
Frequently Asked Questions

- Who should provide consent and approval? ⌵
- If I'm married and didn't file a joint tax return with my current spouse, does my spouse have to provide consent and approval for you to access their tax information? ⌵
- What happens after I provide consent and approval? ⌵
- What happens if I decline consent and approval? ⌵

Select "Approve" to provide consent and approval for the use of your federal tax information to determine your eligibility for federal student aid. If you select "Decline," you will not be eligible for federal student aid.

Dependent Student: Imports IRS Information

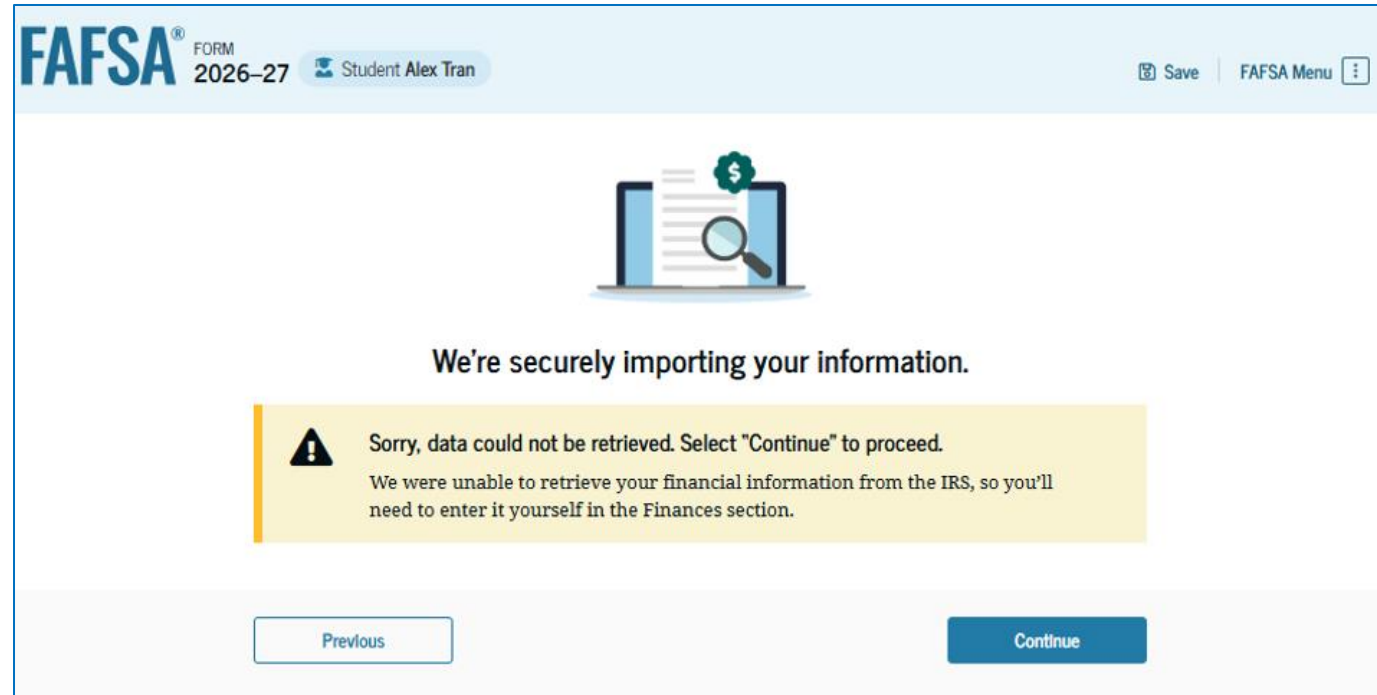
This page imports the student's federal tax information by directly transferring it from the IRS into the FAFSA® form to help complete the "Your Finances" section.



The screenshot shows the FAFSA 2026-27 interface for a student named Alex Tran. The header includes the FAFSA logo, the text "FORM 2026-27", the student's name "Student Alex Tran", and navigation options "Save" and "FAFSA Menu". The main content area features an illustration of a laptop with a magnifying glass over a document and a dollar sign icon, indicating the import of financial data. Below the illustration, the text reads: "We're securely importing your information. Do not leave this page while your information is being imported into your application." A blue progress bar is shown at the bottom with the text "Loading..." underneath it.

Dependent Student: Imports IRS Information (Continued)

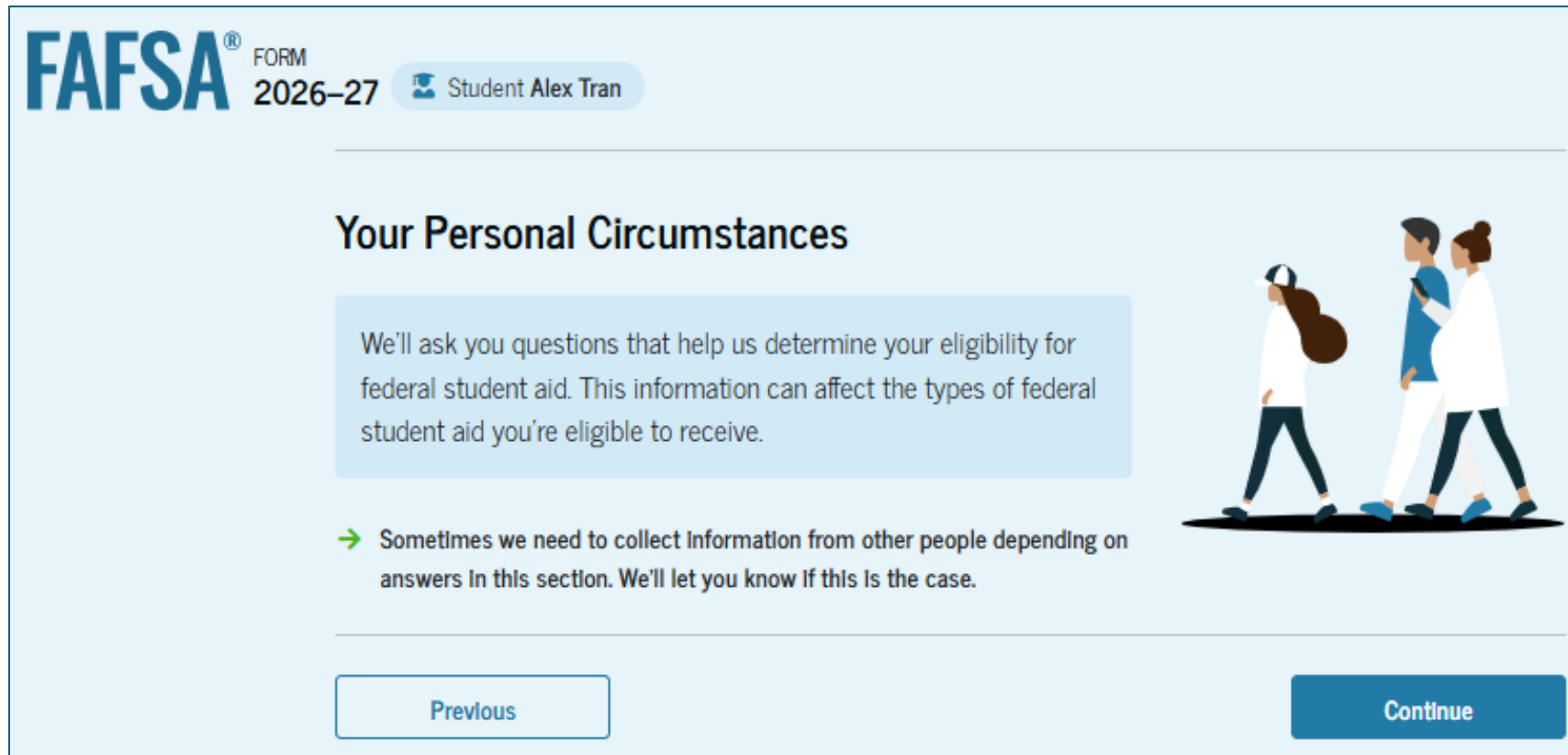
This page displays the results from the IRS import for the student. For this scenario, the student is starting a new FAFSA® form and there is no federal tax information available from the IRS.



The screenshot shows the FAFSA 2026-27 interface for Student Alex Tran. The page title is "FAFSA® FORM 2026-27" and the student's name is "Student Alex Tran". There are "Save" and "FAFSA Menu" options in the top right. The main content area features an illustration of a laptop with a magnifying glass and a dollar sign icon. Below the illustration, the text reads: "We're securely importing your information." A yellow warning box contains the following text: "⚠️ Sorry, data could not be retrieved. Select 'Continue' to proceed. We were unable to retrieve your financial information from the IRS, so you'll need to enter it yourself in the Finances section." At the bottom of the page, there are two buttons: "Previous" and "Continue".

Introduction: Dependent Student Personal Circumstances

This is the first page within the "Your Personal Circumstances" section. It provides an overview of the section.



The screenshot shows the FAFSA 2026-27 interface. At the top left, it says "FAFSA[®] FORM 2026-27" and "Student Alex Tran" with a user icon. The main heading is "Your Personal Circumstances". Below this, a light blue box contains the text: "We'll ask you questions that help us determine your eligibility for federal student aid. This information can affect the types of federal student aid you're eligible to receive." To the right of this text is an illustration of three people walking: a woman with a backpack, a man in a blue shirt, and a woman in a white lab coat. Below the text, a green arrow points to the text: "Sometimes we need to collect information from other people depending on answers in this section. We'll let you know if this is the case." At the bottom, there are two buttons: "Previous" and "Continue".

FAFSA[®] FORM 2026-27 Student Alex Tran

Your Personal Circumstances

We'll ask you questions that help us determine your eligibility for federal student aid. This information can affect the types of federal student aid you're eligible to receive.

→ Sometimes we need to collect information from other people depending on answers in this section. We'll let you know if this is the case.

Previous Continue

Dependent Student: Marital Status

The student is asked about their marital status. The student selects the "Single (never married)" option.

The screenshot shows the FAFSA 2026-27 application interface for Student Alex Tran. The progress bar at the top indicates the current step is 1, 'Personal Circumstances', with other steps including Demographics, Financials, Colleges, Contributor Invite, and Signature. The 'Student Current Marital Status' section is displayed with the following options:

- Single (never married)
- Married (not separated)
- Remarried
- Separated
- Divorced
- Widowed

Navigation buttons for 'Previous' and 'Continue' are located at the bottom of the form.

Dependent Student: College or Career School Plans

The student is asked about their college grade level for the 2026–27 school year and if the student will have their first bachelor's degree. The student selects "First year (freshman)" and "No" to the question about the student's first bachelor's degree.

The screenshot shows the FAFSA 2026-27 application interface for Student Alex Tran. The progress bar at the top indicates the current step is 'Colleges' (step 4), with previous steps being 'Personal' (1), 'Demographics' (2), 'Financials' (3), and 'Contributor Invite' (5), and the final step being 'Signature' (6). The section is titled 'Student College or Career School Plans' and contains two questions:

When the student begins the 2026–27 school year, what will their college grade level be? ⓘ

- First year (freshman)
- Second year (sophomore)
- Other undergraduate (junior and beyond)
- Master's, doctorate, or graduate certificate program (such as M.A., MBA, M.D., J.D., Ph.D., Ed.D., etc.)

When the student begins the 2026–27 school year, will they already have their first bachelor's degree? ⓘ

- Yes
- No

At the bottom of the form, there are 'Previous' and 'Continue' buttons.

Dependent Student: Personal Circumstances

The student is asked if any of the listed personal circumstances apply. The student selects "None of these apply."

FAFSA[®] FORM 2026-27 Student Alex Tran Save FAFSA Menu

1 Personal Circumstances 2 Demographics 3 Financials 4 Colleges 5 Contributor Invite 6 Signature

Student Personal Circumstances

Select all that apply or "None of these apply."

- The student is currently serving on active duty in the U.S. armed forces for purposes other than training. ⓘ
- The student is a veteran of the U.S. armed forces. ⓘ
- The student has children or other people (excluding their spouse) who live with them and receive more than half of their support from the student now and between July 1, 2026, and June 30, 2027. ⓘ
- At any time since the student turned 13, they were an orphan (no living biological or adoptive parent). ⓘ
- At any time since the student turned 13, they were a ward of the court. ⓘ
- At any time since the student turned 13, they were in foster care. ⓘ
- The student is or was a legally emancipated minor, as determined by a court in their state of residence. ⓘ
- The student is or was in a legal guardianship with someone other than their parent or stepparent, as determined by a court in their state of residence. ⓘ
- None of these apply.

Previous Continue

Dependent Student: Homelessness Status

The student is asked if they were homeless or at risk of being homeless. The student selects "No."

The screenshot displays the FAFSA 2026-27 application interface for Student Alex Tran. The progress bar at the top shows six steps: 1. Personal Circumstances (active), 2. Demographics, 3. Financials, 4. Colleges, 5. Contributor Invite, and 6. Signature. The current question is titled "Student Homelessness" and asks: "At any time on or after July 1, 2025, was the student unaccompanied and either (1) homeless or (2) self-supporting and at risk of being homeless?" There are two radio button options: "Yes" (unselected) and "No" (selected). At the bottom, there are "Previous" and "Continue" buttons.

FAFSA[®] FORM 2026-27 Student Alex Tran Save FAFSA Menu

1 Personal Circumstances 2 Demographics 3 Financials 4 Colleges 5 Contributor Invite 6 Signature

Student Homelessness

At any time on or after July 1, 2025, was the student unaccompanied and either (1) homeless or (2) self-supporting and at risk of being homeless? ⓘ

Yes No

Previous Continue

Dependent Student: Unusual Circumstances

The student is asked if unusual circumstances prevent them from contacting the student's parent(s). The student selects "No."

FAFSA[®] FORM 2026-27 Student Alex Tran Save FAFSA Menu

1 Personal Circumstances 2 Demographics 3 Financials 4 Colleges 5 Contributor Invite 6 Signature

Student Unusual Circumstances

This information will help us evaluate the student's ability to pay for school.

Do unusual circumstances prevent the student from contacting their parents or would contacting their parents pose a risk to the student? ⓘ

A student may be experiencing unusual circumstances if they

- left home due to an abusive or threatening environment;
- are abandoned by or estranged from their parents;
- have refugee or asylee status and are separated from their parents, or their parents are displaced in a foreign country;
- are a victim of human trafficking;
- are incarcerated, or their parents are incarcerated, and contact with the parents would pose a risk to the student; or
- are otherwise unable to contact or locate their parents.

If the student's circumstances resulted in not having a safe and stable place to live, they may be considered a homeless youth and should review the answer to the previous question about being unaccompanied and homeless.

Yes No

Previous Continue


Student Dependency Status: Dependent Student

Based on the answers provided by the student, the student is considered a dependent student. The student is asked if a financial aid administrator should determine their eligibility for a Direct Unsubsidized Loan only. This is an option if the student's parents are unwilling to provide information. The student selects "No." If the student had selected "Yes," a modal would appear to warn about missing out on other potential federal student aid.

FAFSA[®] FORM 2026-27 Student Alex Tran Save FAFSA Menu

1 Personal Circumstances 2 Demographics 3 Financials 4 Colleges 5 Contributor Invite 6 Signature

Your Dependency Status

 **Dependent Student**
Based on your answers, you're a dependent student. This means you must provide parent information on your FAFSA[®] form. This information helps determine how much federal student aid you're eligible to receive.

Direct Unsubsidized Loan Only

Are the student's parents refusing to provide their information on this FAFSA[®] form? ⓘ
This response must be "No" for the student to be considered for Federal Pell Grant eligibility and most other types of federal student aid.

Yes No

Previous Continue

Introduction: Dependent Student Demographics

This is the first page within the "Student Demographics" section. It provides an overview of the section.

The screenshot shows the FAFSA 2026-27 interface. At the top left, it says "FAFSA[®] FORM 2026-27" and "Student Alex Tran" with a profile icon. The main heading is "Student Demographics". Below it, a light blue box contains the text "We'll ask questions about your background and family." To the right of this text is an illustration of three diverse people: a woman in an orange vest, a man in a white lab coat, and a man in a chef's uniform. At the bottom, there are two buttons: "Previous" on the left and "Continue" on the right.

Dependent Student: Demographic Information

The student is asked to identify their sex. The student selects "Male."

FAFSA[®] FORM 2026-27 Student Alex Tran Save FAFSA Menu

1 Personal Circumstances 2 Demographics 3 Financials 4 Colleges 5 Contributor Invite 6 Signature

Student Demographic Information

Questions Used for Research Purposes Only and Do Not Affect Federal Student Aid Eligibility

Your answers will not

- affect the student's eligibility for federal student aid,
- be used in any aid calculations, or
- be shared with the schools to which the student applies.

What is the student's sex? ⓘ

Male

Female

Previous Continue

Dependent Student: Race and Ethnicity

The student is asked to identify their race.

The student selects the checkboxes that apply. After making a selection, a second drop-down box appears, and the student selects the checkboxes that apply to them.

FAFSA[®] FORM 2026-27 Student Alex Tran Save | FAFSA Menu

1 Personal Circumstances 2 Demographics 3 Financials 4 Colleges 5 Contributor Invite 6 Signature

Student Race and Ethnicity [ⓘ]

Questions Used for Research Purposes Only and Do Not Affect Federal Student Aid Eligibility

Your answers will not

- affect the student's eligibility for federal student aid,
- be used in any aid calculations, or
- be shared with the schools to which the student applies.

What is the student's race and/or ethnicity?
Select all that apply and enter additional details in the spaces below.

American Indian or Alaska Native

Asian

Chinese

Asian Indian

Filipino

Vietnamese

Korean

Japanese

Other Asian (Enter, for example, Pakistani, Hmong, Afghan, etc.)

Black or African American

Hispanic or Latino

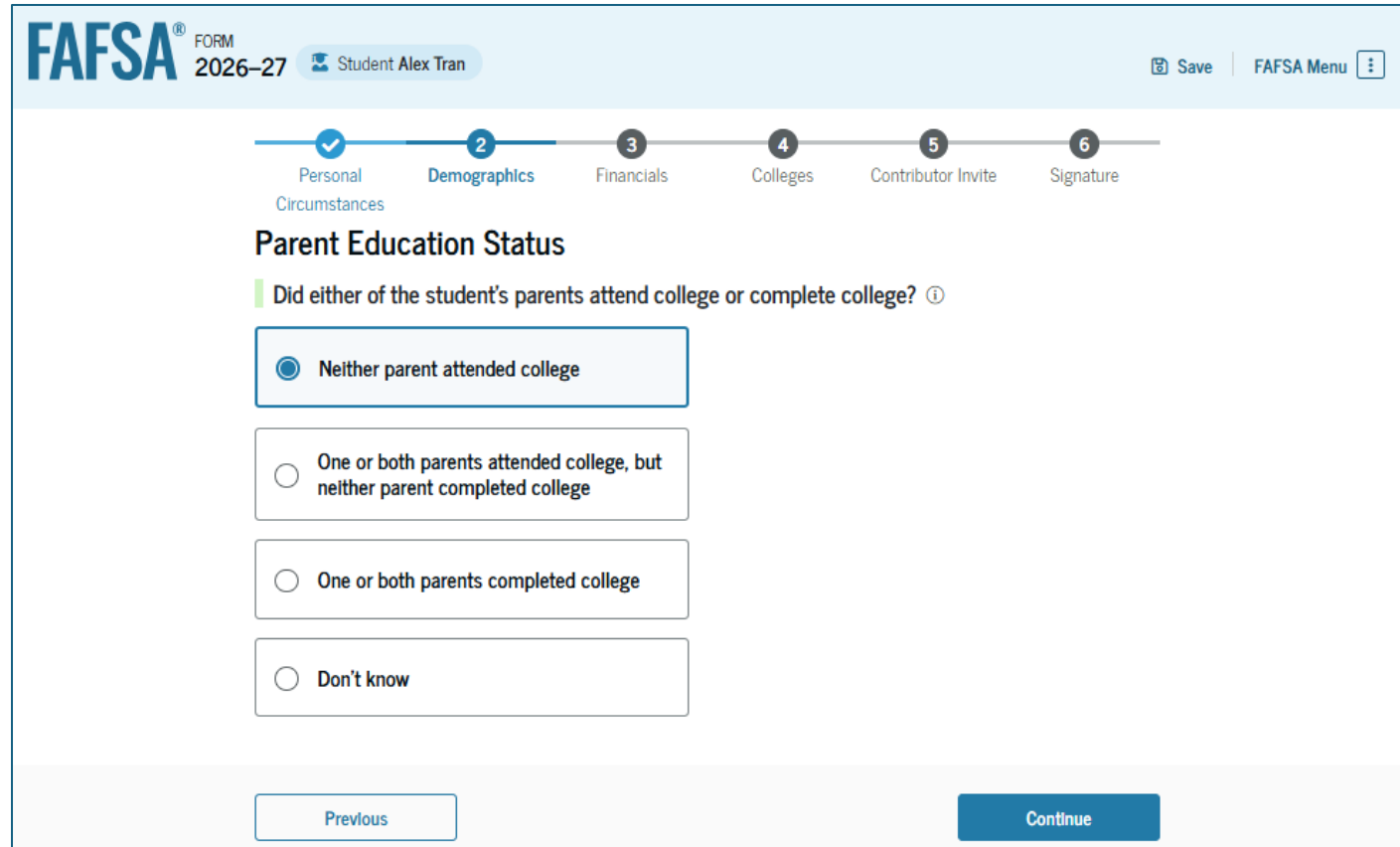
Dependent Student: Citizenship Status

The student is asked about their citizenship status. The student selects the "U.S. citizen or national" option.

The screenshot displays the FAFSA 2026-27 application interface for Student Alex Tran. The progress bar at the top indicates the following steps: 1. Personal Circumstances (completed), 2. Demographics (current step), 3. Financials, 4. Colleges, 5. Contributor Invite, and 6. Signature. The main content area is titled "Student Citizenship Status" with an information icon. Three radio button options are presented: "U.S. citizen or national" (selected), "Eligible noncitizen", and "Neither U.S. citizen nor eligible noncitizen". At the bottom, there are "Previous" and "Continue" buttons.

Dependent Student: Parent Education Status

The student is asked about their parents' education status. The student selects the "Neither parent attended college" option.



FAFSA[®] FORM 2026-27 Student Alex Tran Save FAFSA Menu

1 Personal Circumstances 2 Demographics 3 Financials 4 Colleges 5 Contributor Invite 6 Signature

Parent Education Status

Did either of the student's parents attend college or complete college? ⓘ

Neither parent attended college

One or both parents attended college, but neither parent completed college

One or both parents completed college

Don't know

Previous Continue

Dependent Student: Parent Killed in Line of Duty

The student is asked if their parent was killed in the line of duty. The student selects the "No" option.

The screenshot shows the FAFSA 2026-27 application interface for Student Alex Tran. The progress bar indicates the following steps: 1. Personal Circumstances (checked), 2. Demographics (active), 3. Financials, 4. Colleges, 5. Contributor Invite, and 6. Signature. The current question is "Parent Killed in Line of Duty". The question text is: "Was the student's parent or guardian killed in the line of duty while either (1) serving on active duty as a member of the U.S. armed forces on or after the events of 9/11, or (2) performing official duties as a public safety officer? ⓘ". A note below the question states: "Public safety officers include law enforcement officers, firefighters, and emergency service workers." There are two radio button options: "Yes" (unselected) and "No" (selected). At the bottom of the form, there are "Previous" and "Continue" buttons.

Dependent Student: High School Completion Status

The student is asked about what their high school completion status will be when the student starts the 2026–27 school year. The student selects the "High school diploma" option.

The screenshot shows the FAFSA 2026-27 application interface for Student Alex Tran. The top navigation bar includes the FAFSA logo, the form year (2026-27), the student's name, a 'Save' button, and a 'FAFSA Menu' button. A progress indicator at the top shows six steps: 1. Personal Circumstances (checked), 2. Demographics (active), 3. Financials, 4. Colleges, 5. Contributor Invite, and 6. Signature.

The main section is titled 'Student High School Completion Status' and asks: 'What will the student's high school completion status be at the beginning of the 2026–27 school year?'. Below the question are four radio button options:

- High school diploma
- State-recognized high school equivalent (e.g., GED certificate)
- Homeschooled
- None of the above

At the bottom of the form, there are two buttons: 'Previous' and 'Continue'.

Dependent Student: High School Information

Because the student selected high school diploma, the student is asked to select which high school they did or will graduate from. The student enters the high school's state and city. After selecting "Search," the student selects the correct high school from the search results.

FAFSA[®] FORM 2026-27 Student Alex Tran Save FAFSA Menu

1 Personal Circumstances 2 Demographics 3 Financials 4 Colleges 5 Contributor Invite 6 Signature

Student High School Information

From what high school did or will the student graduate? ⓘ

State
Alabama (AL)

City
Brantley

High School Name optional
b

Brantley High School

Previous Continue

FAFSA[®] FORM 2026-27 Student Alex Tran Save FAFSA Menu

1 Personal Circumstances 2 Demographics 3 Financials 4 Colleges 5 Contributor Invite 6 Signature

Student High School Information

From what high school did or will the student graduate? ⓘ

State
Alabama (AL)

City
Brantley

High School Name optional
Brantley High School

Brantley High School
Brantley, Alabama (AL)

Search Again

Previous Continue

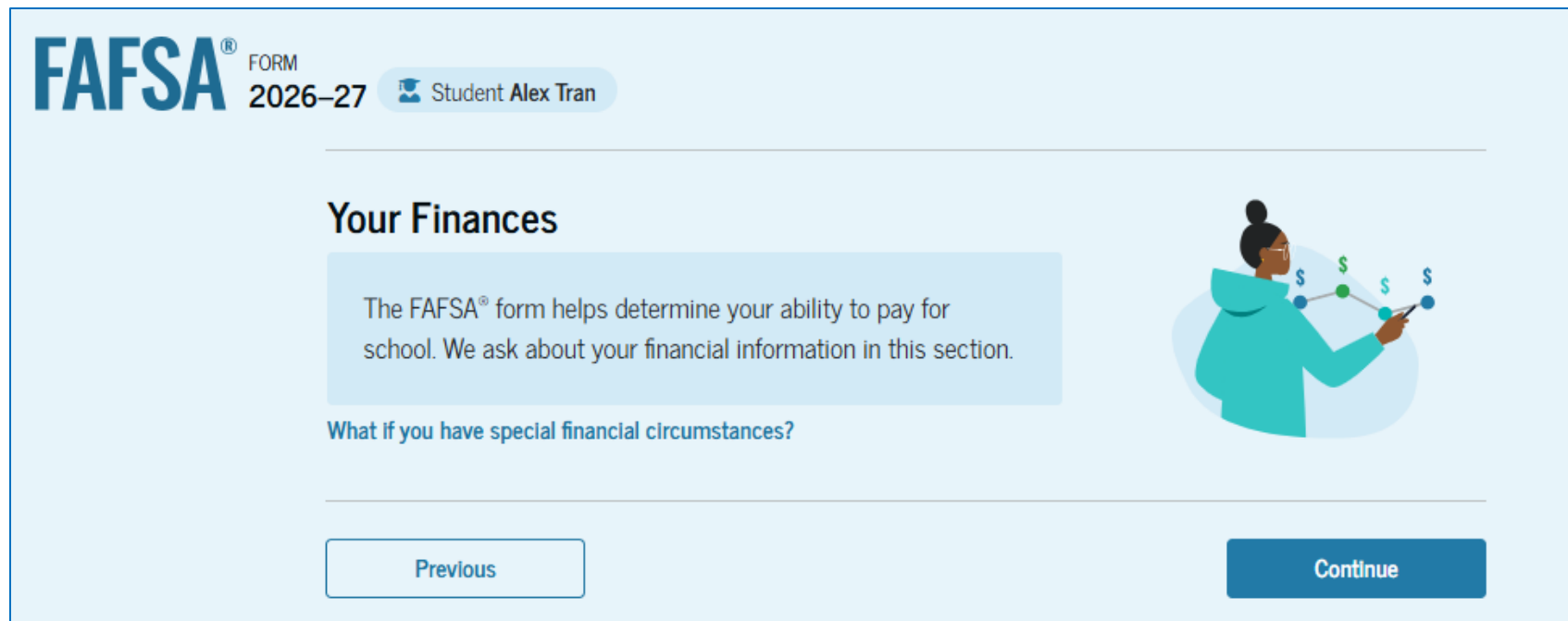
Dependent Student: Confirm High School

The student has the option to edit the high school information presented on this page by selecting "Edit," which will return the student to the high school information page. The student confirms the high school information and selects "Continue" to proceed to the next section.

The screenshot shows the FAFSA 2026-27 interface for Student Alex Tran. At the top, there is a progress bar with six steps: 1. Personal (checked), 2. Demographics (active), 3. Financials, 4. Colleges, 5. Contributor Invite, and 6. Signature. Below the progress bar, the heading is "Confirm Your High School" with the instruction: "Verify that your high school information below is correct. Once you're ready, select 'Continue' and we'll add it to your FAFSA® form." The form fields are: High School Name (Brantley High School) with an "Edit" link, City (Brantley), and State (AL). At the bottom, there are "Previous" and "Continue" buttons.

Introduction: Dependent Student Financials

This is the first page within the "Your Finances" section. It provides an overview of the section. The student can select the hyperlink to learn about special financial circumstances.



FAFSA[®] FORM 2026-27 Student Alex Tran

Your Finances

The FAFSA[®] form helps determine your ability to pay for school. We ask about your financial information in this section.

[What if you have special financial circumstances?](#)

Previous Continue

Dependent Student: Tax Filing Status

The student is asked about their tax filing status. The student selects "Yes" to "Did or will the student file a 2024 IRS Form 1040 or 1040-NR?"

FAFSA[®] FORM 2026-27 Student Alex Tran Save FAFSA Menu

Personal Demographics **3** Financials 4 Colleges 5 Contributor Invite 6 Signature

Circumstances

Student Tax Filing Status

Did or will the student file a 2024 IRS Form 1040 or 1040-NR? ⓘ

Yes No

Previous Continue

Dependent Student: Tax Return Information

The student is asked about their 2024 tax return. The student selects "Single" as the filing status and enters dollar amounts in the other required responses.

FAFSA[®] FORM 2026-27 Student Alex Tran Save FAFSA Menu

Personal Circumstances Demographics Financials Colleges Contributor Invite Signature

Student 2024 Tax Return Information

Refer to the student's 2024 tax return to answer the following questions.
If the answer is zero or the question does not apply, enter 0.

[Where to find this information on the tax form](#)

Filing Status

Single

Head of household

Married filing jointly

Married filing separately

Qualifying surviving spouse

Income Earned From Work

IRS Form 1040 (or 1040-NR): Line 1z + Schedule 1: Lines 3 + 6. If a tax form line's value is negative, treat it as zero in your calculation.

\$ 1,000 .00

Dependent Student: Tax Return Information (Continued)

The student is asked about their taxes, income, and other financial information. The student enters dollar amounts in the responses. If the student has nothing to report, the student enters the numeral zero.

Untaxed Portions of IRA Distributions <i>IRS Form 1040: Line 4a Minus Line 4b</i> \$ 0 .00	Education Credits (American Opportunity Tax Credit and Lifetime Learning Tax Credit) <i>IRS Form 1040 Schedule 3: Line 3 + IRS Form 1040: Line 29</i> \$ 0 .00
Untaxed Portions of Pensions <i>IRS Form 1040: Line 5a Minus Line 5b</i> \$ 0 .00	Did the student file a Schedule A, B, D, E, F, or H with their 2024 IRS Form 1040? ⓘ <input type="radio"/> Yes <input checked="" type="radio"/> No <input type="radio"/> Don't know
Adjusted Gross Income <i>IRS Form 1040 (or 1040-NR): Line 11</i> \$ 700 .00	Net Profit or Loss From IRS Form 1040 Schedule C <i>IRS Form 1040 Schedule C: Line 31</i> \$ 0 .00
Income Tax Paid <i>IRS Form 1040: Line 24. If negative, enter a zero.</i> \$ 234 .00	Amount of College Grants, Scholarships, or AmeriCorps Benefits Reported as Income to the IRS <i>Students typically answer this question with a zero because most scholarships and grants, including Federal Pell Grants, are not considered taxable income. If the student is married, include the amount their spouse reported. If the response is other than zero, the amount is typically not the same as the amount reported on IRS Form 1098-T (Box 5) or the adjusted gross income reported on the tax return.</i> \$ 0 .00 ⓘ
Did the student receive the Earned Income Credit (EIC)? ⓘ <i>IRS Form 1040: Line 27</i> <input type="radio"/> Yes <input checked="" type="radio"/> No <input type="radio"/> Don't know	Foreign Earned Income Exclusion <i>IRS Form 1040 Schedule 1: Line 8d</i> \$ 0 .00 ⓘ
IRA Deductions and Payments to Self-Employed SEP, SIMPLE, and Qualified Plans <i>IRS Form 1040 Schedule 1: Total of Lines 16 + 20</i> \$ 0 .00	<input type="button" value="Previous"/> <input type="button" value="Continue"/>

Dependent Student: Assets

The student is asked about their assets. The student enters a response in each entry field. If the student has nothing to report, the student enters the numeral zero.

FAFSA[®] FORM 2026-27 Student Alex Tran Save FAFSA Menu

Personal Circumstances Demographics **Financials** Colleges Contributor Invite Signature

Student Assets

Current Total of Cash, Savings, and Checking Accounts
Don't include student aid, retirement accounts, or investments.

\$ 800 .00 ⓘ

Current Net Worth of Investments, Including Real Estate
Don't include the home the student lives in. Net worth is the value of the investments minus any debts owed against them.

\$ 0 .00 ⓘ

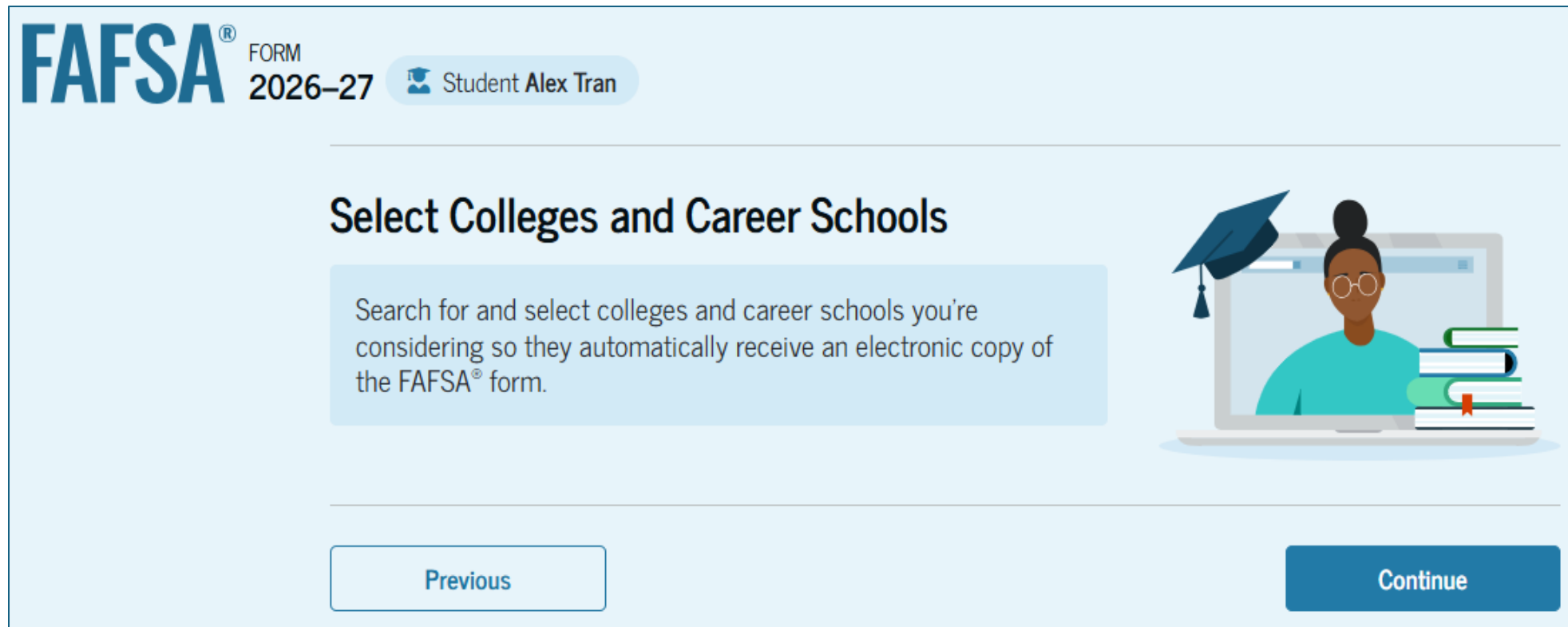
Current Net Worth of Businesses and Farms
Enter the net worth of the student's businesses and income-producing farms. Net worth is the value of the businesses and farms minus any debts owed against them. Don't include a family business with 100 or fewer full-time employees, farms where the family resides, or a commercial fishing business and related expenses.

\$ 0 .00 ⓘ

Previous Continue

Introduction: Dependent Student Select Colleges

This is the first page in the "Select Colleges and Career Schools" section. It provides an overview of the section.



The screenshot shows the FAFSA 2026-27 interface. At the top left, it says "FAFSA[®] FORM 2026-27" and "Student Alex Tran" with a graduation cap icon. The main heading is "Select Colleges and Career Schools". Below this, a light blue box contains the text: "Search for and select colleges and career schools you're considering so they automatically receive an electronic copy of the FAFSA[®] form." To the right of this text is an illustration of a person with glasses and a graduation cap, sitting at a laptop with a stack of books. At the bottom, there are two buttons: "Previous" on the left and "Continue" on the right.

Dependent Student: College Search

The student is asked to search for the colleges, career schools, or trade schools that will receive their FAFSA® information. The student searches for a school by selecting the state from the drop-down menu and selecting "Search." If the student can't find a school searching by state, the student can search by school code.

The screenshot shows the FAFSA 2026-27 interface for Student Alex Tran. The progress bar indicates the following steps: Personal Circumstances (1), Demographics (2), Financials (3), Colleges (4), Contributor Invite (5), and Signature (6). The current step is 'Colleges', titled 'Where should we send the FAFSA® information?'. The instructions state: 'Add at least one college or career school now. You can add or remove schools before and after submitting your form. You can add up to 20 schools. List any schools you're considering, even if you're not certain you'll apply to them. [Find tips for searching for colleges or career schools.](#)' Below the instructions, it shows '0 out of 20 schools selected' and a 'View Selected Schools' link. There are two input fields: 'Search by State' with a dropdown menu showing 'California (CA)' and 'Enter School Code' with an empty text box. A blue 'Search' button is located below the input fields. At the bottom of the form, there are 'Previous' and 'Continue' buttons.

Dependent Student: College Search (Continued)

After entering a school's state and selecting "Search," the student selects the correct school(s) from the search results. Students can send their FAFSA® information to a maximum of 20 schools. The student must add at least one school to continue.

The screenshot displays a list of search results for colleges in California. Each entry includes the school name, location, federal school code, and a selection button. The first entry has a '+ Select' button, while the others have a 'Selected' button with a checkmark. At the bottom, there is a search bar, a pagination indicator showing page 3 of 5, and 'Previous' and 'Continue' buttons.

School Name	Location	Federal School Code	Selection Status
American Career College	Los Angeles, California (CA)	015829	+ Select
American Career College	Ontario, California (CA)	039713	Selected
American College of Healthcare and Techn	Riverside, California (CA)	031444	Selected
American Conservatory Theater Foundation	San Francisco, California (CA)	014545	Selected
American Film Institute	Los Angeles, California (CA)	G22220	Selected

Search and Select More Schools

< Previous 1 2 3 4 5 Next >

Previous Continue

Dependent Student: Selected Colleges

After the student selects the correct school(s) from the search results, the student can review the school(s) chosen before continuing. If 20 schools have not been selected, the student has the option to search and select more schools, and, in some states, the student has the option to reorder the list of selected schools.

FAFSA FORM 2026-27 Student Alex Tran Save FAFSA Menu

Personal Circumstances Demographics Financials **Colleges** Contributor Invite Signature

Selected Colleges and Career Schools

These are the colleges and career schools that you've selected to receive the FAFSA® form.

Review this list of schools and confirm your selection(s).

School List Guidelines for Texas Residents

To be eligible for state grant aid in Texas, you must list an eligible in-state college. The order of schools in your college list will not impact your eligibility for state aid programs.

4 out of 20 schools selected

Showing 1 to 4 of 4

American Career College Ontario, California (CA)	Federal School Code 039713	Remove View Information
American College of Healthcare and Techn Riverside, California (CA)	Federal School Code 031444	Remove View Information
American Conservatory Theater Foundation San Francisco, California (CA)	Federal School Code 014545	Remove View Information
American Film Institute Los Angeles, California (CA)	Federal School Code G22220	Remove View Information

Search and Select More Schools

Previous Continue

Introduction: Dependent Student Invites Contributor

This is the first page in the "Invite a Parent as a Contributor" section, which is the last student section to require information. It provides an overview of the section.

The screenshot shows the FAFSA 2026-27 interface for Student Alex Tran. At the top, the FAFSA logo and form year are displayed, along with the student's name and a 'Save' button. A progress bar indicates the current step is 5, 'Contributor Invite', with previous steps (Personal Circumstances, Demographics, Financials, Colleges) marked as complete and the next step (6, Signature) pending. The main heading is 'Invite a Parent as a Contributor'. Below this, a text box explains that a contributor is anyone required to provide information on the FAFSA form, specifically a legal parent (biological or adoptive). It notes that stepparents and other guardians do not count unless they have legally adopted the student. To the right, an illustration shows a man and a woman sitting on a bench, with the woman using a laptop. Below the text, a question asks 'Who counts as a parent on the FAFSA form?'. At the bottom, there are 'Previous' and 'Continue' buttons.

Dependent Student: Invite Contributor (Continued 1 of 2)

The student is asked to enter their parent's email address to invite the parent to the FAFSA® form. After entering the email address, the student selects "Send Invite." A pop-up window appears, and the student confirms their parent's email address by selecting "Send Invite."

FAFSA® FORM 2026-27 Student Alex Tran Save FAFSA Menu

Personal Demographics Financials Colleges **Contributor Invite** Signature

Invite Your Parent to This FAFSA® Form

To determine your federal student aid eligibility, we need more information on your household financial situation. You'll need to invite a contributor to provide this information.

As a dependent student, you need to invite a legal parent as a contributor. You only need to invite one parent.

Who counts as a parent on the FAFSA form?

Parent

Invite a Parent Contributor

Email

599887939test@testcod.edu

Send Invite

FAFSA® FORM 2026-27 Student Alex Tran Save FAFSA Menu

Personal Demographics Financials Colleges **Contributor Invite** Signature

Invite Your Parent to This FAFSA® Form

To determine your federal student aid eligibility, we need more information on your household financial situation. You'll need to invite a contributor to provide this information.

As a dependent student, you need to invite a legal parent as a contributor. You only need to invite one parent.

Who counts as a parent on the FAFSA form?

Parent

Send Invite to 599887939test@testcod.edu?

We'll send an invitation link and an access code to this email address.

Go Back Send Invite

Dependent Student: Invite Contributor (Continued 2 of 2)

This page confirms the student's parent will receive an email inviting them to the student's FAFSA® form. The parent can access the form by accepting the invitation in the email. On this page, the student is also provided an invitation link and invitation code that can be shared directly with the parent.

FAFSA® FORM 2026-27 Student Alex Tran Save FAFSA Menu

Personal Demographics Financials Colleges Contributor Invite Signature

Circumstances

Parent Contributor

Once your parent accepts the invitation, they can complete the parent section of this FAFSA form.

They may be asked to invite their spouse as a contributor too. You can check the status of contributor invitations from the "My Activity" page.

Parent

599887939test@testcod.edu

Invite Sent

Other Ways to Send the Invite ^

Copy and Send the Invite Link ⓘ

www.fafsa.gov/invite/7NDNUKA Copy Link

You can also have them go to www.fafsa.gov/invite and enter code:

7NDNUKA

Cancel Invite

Dependent Student: Review Page

The review page displays the responses that the student has provided in the FAFSA® form. The student can view all responses by selecting "Expand All" or expand each section individually. To edit a response, the student can select the question's hyperlink to be taken to the corresponding page.

FAFSA FORM 2026-27 Student Alex Tran Save FAFSA Menu

Continue To Sign Your Form

Here's a summary of the information you provided on the FAFSA® form. Continue once you're ready to submit.

Scroll To Continue

After reviewing your answers, scroll to the bottom of the page and select "Continue." Then, sign your section of the FAFSA form.

Student Sections Expand All

- Introduction Personal Identifiers
- Section 1 Personal Circumstances
- Section 2 Demographics
- Section 3 Financials
- Section 4 Colleges

Contributor Section

This Section is Shared with 1 Contributor(s) Manage Contributor Information

Contributor(s)	Role	Invite Code	Status
599887939test@testcod.edu	Parent	7NDNUKA	Invite Sent

Previous Continue

Dependent Student: Signature

On this page, the student reviews the terms and conditions of the FAFSA® form and what they'll agree to when the student signs the form.

FAFSA® FORM 2026-27 Student Alex Tran Save FAFSA Menu

Personal Demographics Financials Colleges Contributor Invite **6** Signature

Sign and Complete Your Section ⓘ

Summary

This page confirms that you understand the terms and conditions of the FAFSA® form and filled out the form accurately to the best of your ability.

The FAFSA form is a legal document you will electronically sign with your StudentAid.gov account username and password (FSA ID). Because your FSA ID is associated with your personal information, do not share it with anyone.

By signing this application electronically using your FSA ID, YOU, THE STUDENT, certify that you

- will use federal and/or state student aid only to pay the cost of attending an institution of higher education,
- are not in default on a federal student loan or have made satisfactory arrangements to repay it,
- do not owe money back on a federal student grant or have made satisfactory arrangements to repay it,
- will notify your school if you default on a federal student loan, and
- will not receive a Federal Pell Grant from more than one school for the same period of time.

By signing this application electronically using your StudentAid.gov account username and password, you certify that all of the information you provided is true and complete to the best of your knowledge and you agree, if asked, to provide

Dependent Student: Signature (Continued)

This is a continuation of the student signature page. After agreeing to the terms and conditions of the FAFSA® form and digitally signing, the student is able to submit their sections of the FAFSA form. Since parent information has not been provided, the FAFSA form is not considered complete and can't be processed yet.

By signing this application electronically using your StudentAid.gov account username and password, you certify that all of the information you provided is true and complete to the best of your knowledge and you agree, if asked, to provide

- information that will verify the accuracy of your completed form, and
- U.S. or foreign income tax forms that you filed or are required to file.

You also certify that you understand that the secretary of education has the authority to verify information reported on your application.

If you sign this application or any document related to the federal student aid programs electronically using a username and password, and/or any other credential, you certify that you are the person identified by the username and password, and/or any other credential and have not disclosed that username and password, and/or any other credential to anyone else. If you purposefully give false or misleading information, including applying as an independent student without meeting the unusual circumstances required to qualify for such a status, you may be subject to criminal penalties under 20 U.S.C. 1097, which may include a fine up to \$20,000, imprisonment, or both.

Additionally, by signing this application electronically using your FSA ID, you authorize the U.S. Department of Education to disclose all information provided on this application, as required under Section 483(a)(2)(D)(i) of the *Higher Education Act of 1965*, as amended, to the institutions you have identified herein, state higher education agencies (in your state of residence and the states in which the institutions identified herein are located), and designated scholarship organizations to assist with the application, award, and administration of federal, state, or institutional financial aid programs and designated scholarship programs. Notwithstanding this authorization, the name of an institution that you select to authorize such disclosure shall not be shared with any other institution.

Sign Your FAFSA® Form

I, Alex Tran, agree to the terms outlined above.

[Previous](#) [Sign](#)

Dependent Student: Section Complete

Upon digitally signing the student section, the student is presented with the "Pending Submission" page. The student is reminded that their FAFSA® form is not completed and can't be submitted until the parent completes the contributor section of the form and signs it. This page also displays next steps the student can take, including tracking and managing their form.



The screenshot shows the FAFSA 2026-27 interface for a dependent student named Alex Tran. The progress bar indicates that the 'Student Section' is complete (marked with a checkmark) and the 'Parent Section' is the next step (marked with a '2'). The main heading is 'Pending Submission' with a sub-heading 'Check With Your Contributor'. Below this, there is a section for 'Parent Contributors' with a table listing one contributor. A 'Manage Invitations' button is visible below the table. At the bottom, there is a section titled 'Track and Manage Your FAFSA® Form and Contributors' with a 'View Status' button.

Contributor(s)	Role	Invite Code	Status
599887939test@testcod.edu	Parent	7NDNUKA	Invite Sent


Dependent Student: Section Complete (Continued)


This is a continuation of the student section complete page. This page displays information for the student about next steps, including checking their email and a reminder that their FAFSA® form is not completed and can't be submitted until the parent completes the contributor section of the form and signs it. Next, in this scenario, the invited parent will enter the FAFSA form and complete the parent section.

Here's What You Can Do Next

-  **Check Your Email**
You'll receive an email version of this page at the following email address:
599887938test@testcod.edu.
-  **Your FAFSA® Form Still Needs Contributor Information**
The contributor(s) you selected will receive an email invitation to join your form.

Things You Should Know

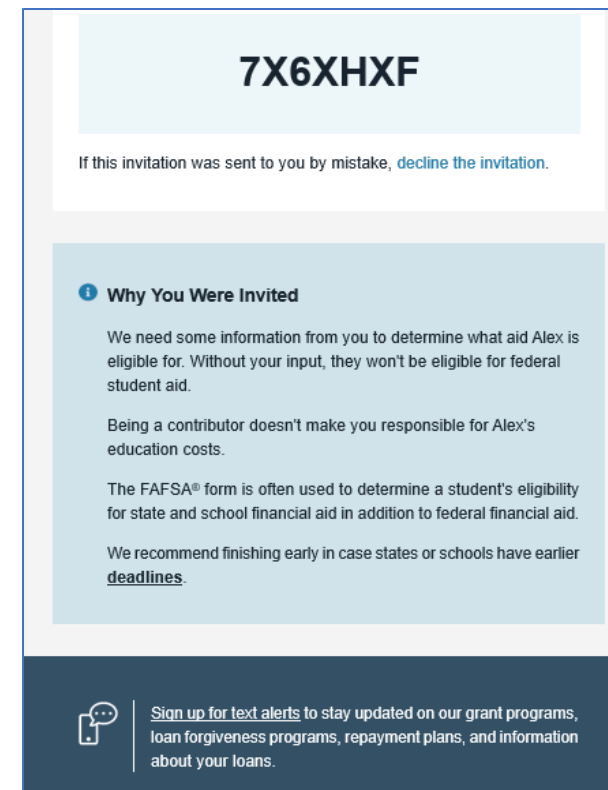
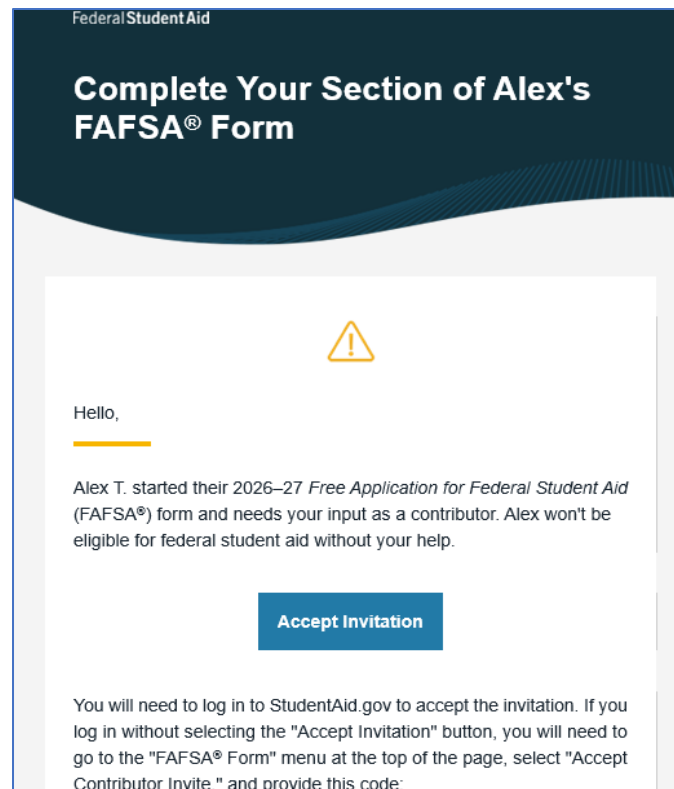
 **View Your FAFSA® Submission Summary**
Once your application is complete and submitted, you can view your FAFSA Submission Summary, a summary of the information you provided on your FAFSA form. You'll be able to access the FAFSA Submission Summary one to three days after you submit your application by logging back in with your account username and password (FSA ID).

 **Questions About The FAFSA® Process?**
Visit the "FAFSA Help" page for more information.
[Get Help](#)

Dependent Student: Parent Invites

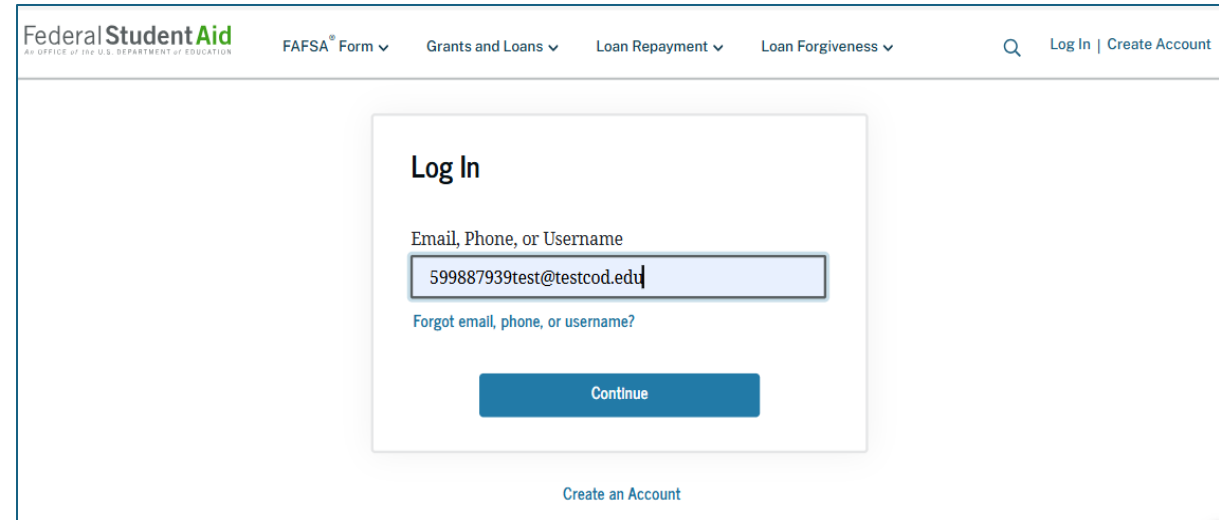
Dependent Student: Parent Email

This is NOT a view within StudentAid.gov or the FAFSA® form. This view demonstrates a parent opening the FAFSA invitation from their email. The parent selects "Accept Invitation" and is taken to StudentAid.gov.

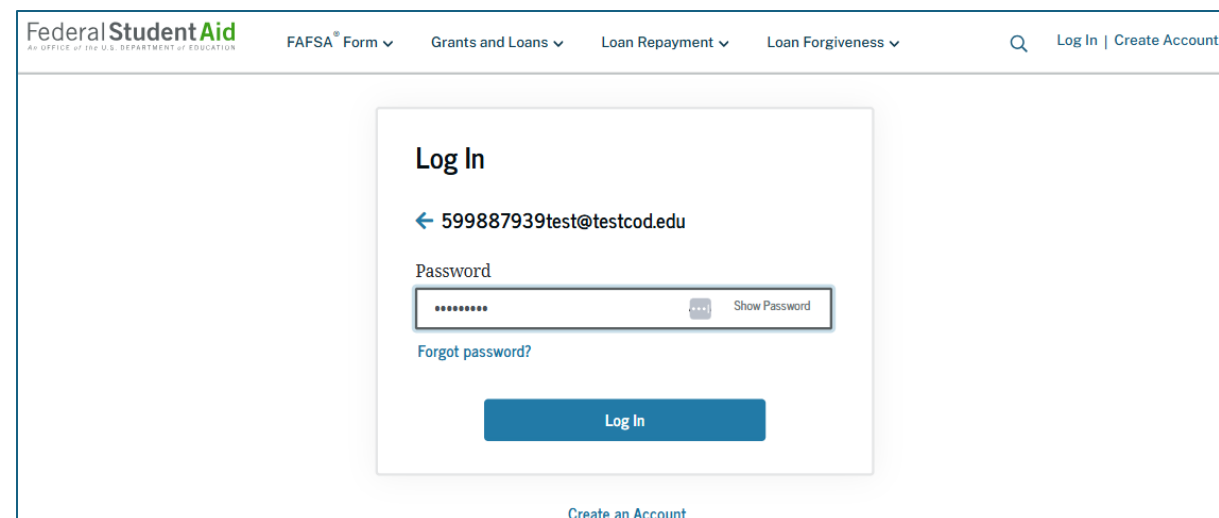


Dependent Student: Parent Log-in

The parent is taken from their email to the "Log In" page to enter their credentials. To access the FAFSA® form, all users are required to have a StudentAid.gov account username and password. If the parent doesn't have a username and password, they can select "Create an Account."



The screenshot shows the Federal Student Aid website's "Log In" page. The header includes the logo and navigation links for FAFSA Form, Grants and Loans, Loan Repayment, and Loan Forgiveness. The main content area features a "Log In" heading, a text input field for "Email, Phone, or Username" containing the test email address, a "Forgot email, phone, or username?" link, a blue "Continue" button, and a "Create an Account" link at the bottom.



The screenshot shows the Federal Student Aid website's "Log In" page. The header is identical to the previous screenshot. The main content area features a "Log In" heading, a blue back arrow followed by the email address, a "Password" text input field with masked characters and a "Show Password" toggle, a "Forgot password?" link, a blue "Log In" button, and a "Create an Account" link at the bottom.

Dependent Student: Parent Accepts Invitation

After logging in, the parent is taken to the "Accept 2026–27 FAFSA® Invitation" page. The invitation code from the parent's email automatically fills in the text box if the parent used the link from the email.

← FAFSA Home Page

Accept 2026–27 FAFSA® Invitation

Enter the code you received for the FAFSA form.

Invitation Code

Submit

Need to accept an invitation for a different year?
Go to [My Activity](#) where you can find any existing invitations for an earlier year FAFSA form.

Don't have an invitation code?
Speak with the person who invited you to the form and ensure they have sent it to your email. Check your inbox for your invitation code.

Dependent Student: Parent Accepts Invitation (Continued)

When the parent selects "Submit," a pop-up window appears, confirming the student's name and reminding the parent that their personal information is needed to fill out the student's FAFSA® form. The parent selects "Accept" to agree to sharing their information and enters the FAFSA form.

The screenshot shows the FAFSA Home Page with the heading "Accept 2026-27 FAFSA® Invitation". Below the heading is a prompt: "Enter the code you received for the FAFSA form." An input field labeled "Invitation Code" contains the text "7NDNUKA". A blue "Submit" button is visible below the input field. A white pop-up window is overlaid on the page, containing the following text: "By Accepting This Invitation to Alex T's FAFSA Form You Agree To Share Your Information". Below this text is a paragraph: "We will need to use some personal information we already have on file about you in order to fill out the necessary steps in this FAFSA® form." At the bottom of the pop-up are two buttons: "Decline" (white with a blue border) and "Accept" (solid blue).

Dependent Student: Parent Identity Information

This is the first page within the parent section. The parent can verify that the personal information is correct. To update any of the personal information, the parent must access their account settings on StudentAid.gov.

The screenshot shows the FAFSA 2026-27 interface for a parent of Alex Tran. The page title is "Parent Identity Information" and it instructs the user to review and verify the information before moving forward. The displayed information includes:

Name	Alcina Tran
Date of Birth	03/14/2004
Social Security Number	•••••7939
Email Address	599887939test@testcod.edu
Mobile Phone Number	

At the bottom, there is a link to [Account Settings](#) for updating the information.

Dependent Student: Parent Identity Information (Continued)


This is a continuation of the first page within the parent section. The parent can verify their mailing address on this part of the page. To update this information, the parent must access their account settings on StudentAid.gov.

Permanent Mailing Address
Include apartment number.
200 Ave

City
Austin

State
TX

Zip Code
22828

Country 

United States (US)

Continue

Dependent Student: Parent Provides Consent and Approval

This page informs the parent about consent, approval, and the use of their federal tax information. Once the parent provides consent and approval, their federal tax information is transferred directly from the IRS into the FAFSA® form to help complete the "Parent Finances" section.

The screenshot shows the FAFSA 2026-27 interface for a parent of Alex Tran. The page title is "Provide Consent and Approval or the Student Won't Be Eligible for Federal Student Aid". A green summary box contains the following text: "Your consent and approval are needed to retrieve and disclose federal tax information. With your consent and approval, we can obtain tax return information automatically from the IRS to help you complete your section of the student's FAFSA® form. If you don't provide consent and approval, the student will not be eligible for federal student aid, including grants and loans. You must provide consent and approval even if you didn't file a U.S. federal tax return or any tax return." Below this, three green arrows point to key points: "Get your 2024 tax return information for the 2026-27 FAFSA form.", "Federal tax information is used to determine the student's eligibility for federal student aid.", and "Tax return information is required to complete the FAFSA form." The main body of the page contains a consent statement: "By accepting below, I consent to the disclosure of information about me, and affirmatively approve of" followed by a bulleted list: "the receipt and use of my federal tax information, and the redisclosure of my federal tax information by the U.S. Department of Education (ED), as described herein." Below this, it says "By accepting below, I consent to and affirmatively approve of, as applicable, the following:" followed by a numbered list item: "1. ED may disclose my Social Security number/Individual Taxpayer Identification Number, last name, date of birth, unique identifier, the tax year for which federal tax information is required, and the date and timestamp of my approval for the use of my federal tax information in determining eligibility by ED for which approval is provided to the U.S. Department of the Treasury, Internal Revenue Service (IRS). I understand that in response to such a request from ED, the IRS shall then disclose my federal tax information to 'authorized persons' (i.e., specifically designated officers and employees of ED and its contractors [as defined in 26 U.S.C. § 6103(l)(13)(E)]) for the purpose of determining eligibility for and the amount of federal student aid under a program authorized under subpart 1 of part A, part C, or part D of Title IV of the Higher Education Act of 1965, as amended, for myself or an applicant for federal student

Dependent Student: Parent Provides Consent and Approval (Continued)

This is a continuation of the consent and approval page. The parent can expand and collapse FAQs about consent and approval. The parent selects "Approve" to provide consent and approval and is taken to the next page.

- o State higher education agencies
- o Scholarship organizations designated prior to Dec. 19, 2019, by the secretary of education
- o Contractors of institutions of higher education and state higher education agencies to administer aspects of the institution's or state agency's activities for the application, award, and administration of such financial aid

4. ED may redisclose my federal tax information to another FAFSA applicant's FAFSA form(s) for which I elect to participate. By accepting an invitation and affirmation to participate in another individual's FAFSA form, my federal tax information will be redisclosed to the additional application. I understand that I may decline an invitation to participate, which will prevent the transfer of my federal tax information to that FAFSA form.

By consenting and providing my affirmative approval, I further understand the following:

1. My consent and affirmative approval are required, as a condition of my eligibility or the eligibility of a FAFSA applicant who has requested that I share my federal tax information on their FAFSA form, for federal student aid under a program authorized under subpart 1 of part A, part C, or part D of *Title IV of the Higher Education Act of 1965*, as amended, even if I did not file a U.S. federal tax return.
2. I am providing my written consent for the redisclosure of my federal tax information by ED to include, but not limited to, institutions of higher education, state higher education agencies, designated scholarship organizations, their respective contractors and auditors, other family members participating in the FAFSA form, Office of Inspector General, under 26 U.S.C. § 6109(i) (13)(D), and with my further express written consent obtained by an institution of higher education, the redisclosure of FAFSA information pursuant to the terms and conditions of 20 U.S.C. § 1098h(c).
3. Any federal tax information received from the IRS at a later date shall supersede any manually entered financial or income information on the FAFSA form.
4. ED may request updated federal tax information from the IRS once my consent and approval are provided. If federal tax information has changed (e.g., amended tax return filed with revised information), then eligibility for and amounts of federal, state, and institutional financial aid may change.
5. If I do not consent to the redisclosure of my federal tax information to institutions of higher education, state higher education agencies, designated scholarship organizations, and their respective contractors, ED will be unable to calculate my eligibility for federal student aid or the eligibility of a FAFSA applicant who has requested that I share my federal tax information on their FAFSA form.

By accepting below, I consent electronically to the use of my StudentAid.gov account username and password (FSA ID) as my signature and certify under penalty of perjury under the laws of the United States of America, that the foregoing is true and correct. I understand that any falsification of this statement is punishable under the provisions of 18 U.S.C. § 1001 by a fine, imprisonment of not more than five years, or both, and that the knowing and willful request for or acquisition of records pertaining to an individual under false pretenses is a criminal offense under the *Privacy Act of 1974*, subject to a fine of not more than \$5,000 fine (5 U.S.C. § 552(a)(i)(3)). By accepting and submitting my part of the FAFSA, my execution (including date and time) of consent and approval will be logged in ED's Person Authentication Service System of Record (18-11-12).

Frequently Asked Questions

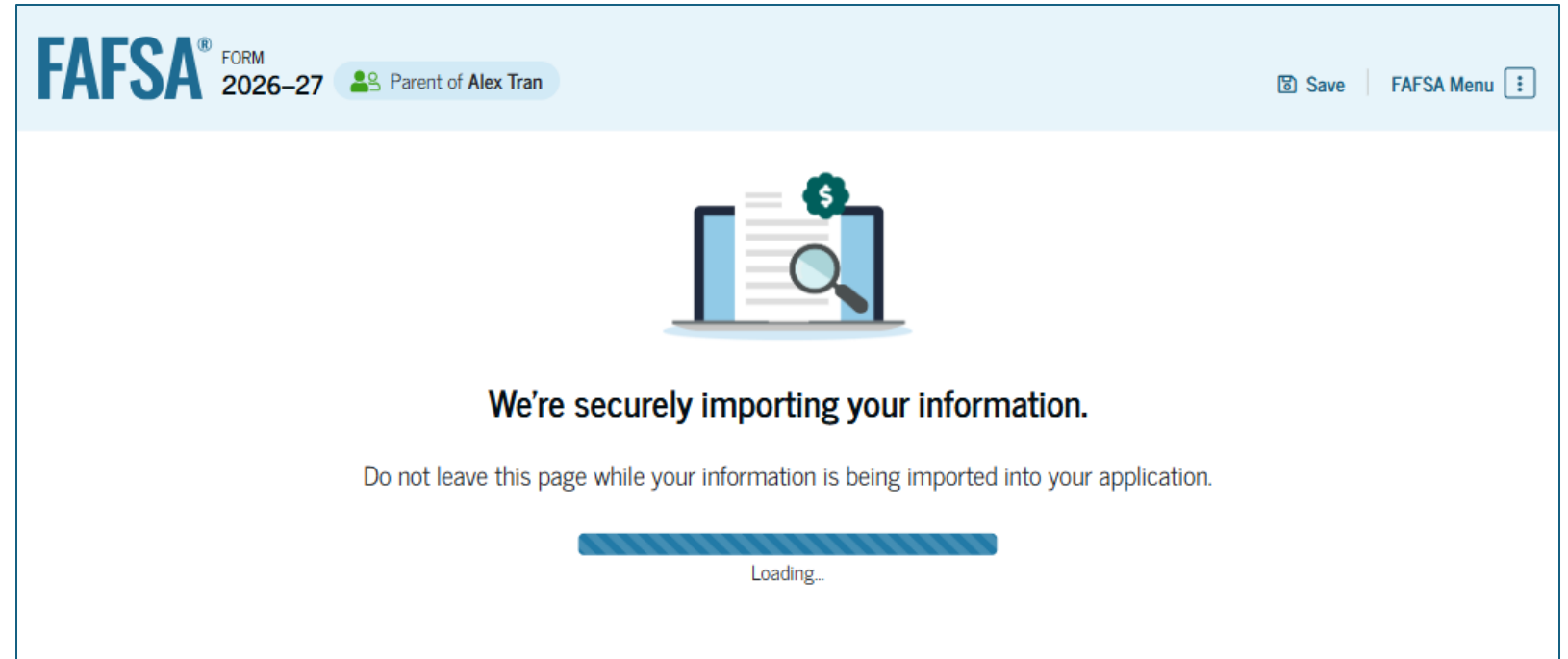
- Who should provide consent and approval? ⌵
- If I'm married and didn't file a joint tax return with my current spouse, does my spouse have to provide consent and approval for you to access their tax information? ⌵
- What happens after I provide consent and approval? ⌵
- What happens if I decline consent and approval? ⌵

Select "Approve" to consent and approve for the use of your federal tax information to determine the student's eligibility for federal student aid. If you select "Decline," the student will not be eligible for federal student aid.

Previous
Decline
Approve

Dependent Student: Parent Imports IRS Information

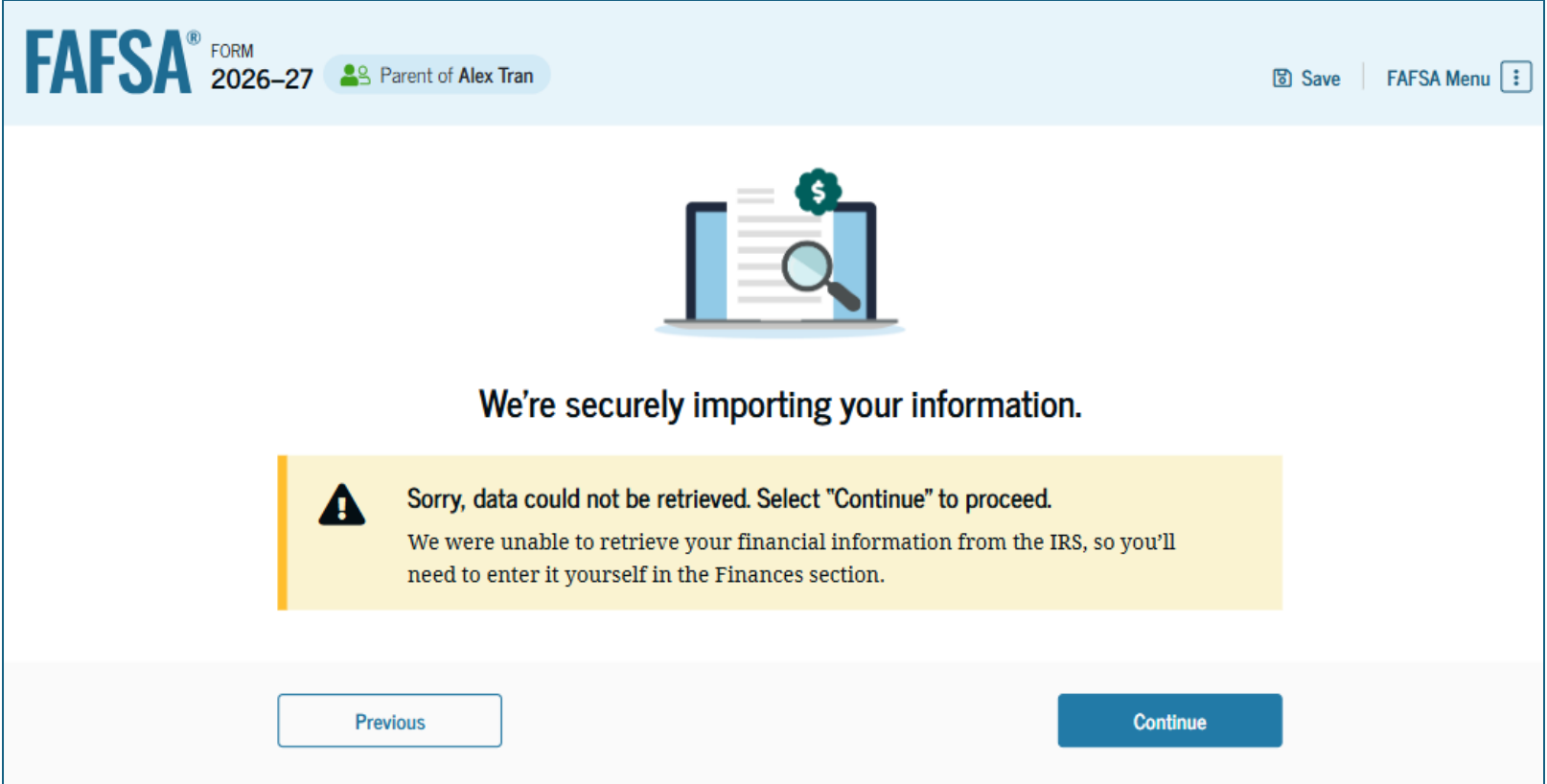
This page imports the parent's federal tax information by directly transferring it from the IRS into the FAFSA® form to help complete the "Parent Finances" section.



The screenshot shows the FAFSA 2026-27 interface. The header includes the FAFSA logo, the text "FORM 2026-27", and a user profile icon labeled "Parent of Alex Tran". On the right side of the header, there are "Save" and "FAFSA Menu" buttons. The main content area features a central illustration of a laptop with a magnifying glass over a document and a dollar sign icon. Below the illustration, the text reads: "We're securely importing your information." followed by "Do not leave this page while your information is being imported into your application." At the bottom of the main area, there is a blue progress bar and the text "Loading..".

Dependent Student: Parent Imports IRS Information (Continued)

This page displays the results from the IRS import for the parent. For this scenario, the parent is contributing to a new FAFSA® form and there is no federal tax information available from the IRS.



The screenshot shows the FAFSA 2026-27 parent import interface. At the top, it displays "FAFSA® FORM 2026-27" and the user's role as "Parent of Alex Tran". There are "Save" and "FAFSA Menu" options in the top right. The main content area features an illustration of a laptop with a magnifying glass and a dollar sign, indicating a search or import process. Below this, a message states: "We're securely importing your information." A yellow warning box contains the text: "Sorry, data could not be retrieved. Select 'Continue' to proceed. We were unable to retrieve your financial information from the IRS, so you'll need to enter it yourself in the Finances section." At the bottom, there are "Previous" and "Continue" buttons.

Introduction: Dependent Student's Parent Demographics

This is the first page in the "Parent Demographics" section. It provides an overview of the section.

The screenshot shows the FAFSA 2026-27 interface. At the top left, it displays the FAFSA logo, the text "FORM 2026-27", and a user profile icon with the text "Parent of Alex Tran". The main heading is "Parent Demographics". Below this, a light blue box contains the text: "We'll ask questions about you and your family. These questions will help determine how much federal student aid the student is eligible to receive for school." To the right of this text is an illustration of three people: a woman in an orange vest holding a yellow hard hat, a man in a white lab coat with his arms crossed, and a man in a white chef's uniform holding a tablet. At the bottom, there are two buttons: "Previous" on the left and "Continue" on the right.

Dependent Student: Parent Current Marital Status

The parent is asked about their current marital status. The parent selects the "Married (not separated)" option.

The screenshot shows the FAFSA 2026-27 interface for a parent of Alex Tran. The page is titled "Parent Current Marital Status" and features a progress bar with three steps: 1. Demographics, 2. Financials, and 3. Signature. The "Demographics" step is currently active. Below the progress bar, there are seven radio button options for marital status: "Single (never married)", "Unmarried and both legal parents living together", "Married (not separated)", "Remarried", "Separated", "Divorced", and "Widowed". The "Married (not separated)" option is selected, indicated by a blue dot and a blue border around its box. At the bottom of the form, there are two buttons: "Previous" and "Continue".

Dependent Student: Parent State of Residence

The parent is asked about their state of residence. The parent selects the state from a drop-down box and provides the month and year when the parent became a resident.

FAFSA[®] FORM 2026-27 Parent of Alex Tran Save | FAFSA Menu

1 Demographics 2 Financials 3 Signature

Parent State of Residence

State
Usually, this is the state where the parent lives.

Tennessee (TN) ⓘ

Date the Parent Became a Resident of Tennessee (TN)
If the parent was born in Tennessee (TN) and has not moved out of state since, enter their date of birth. Otherwise, enter the date the parent moved to Tennessee (TN).

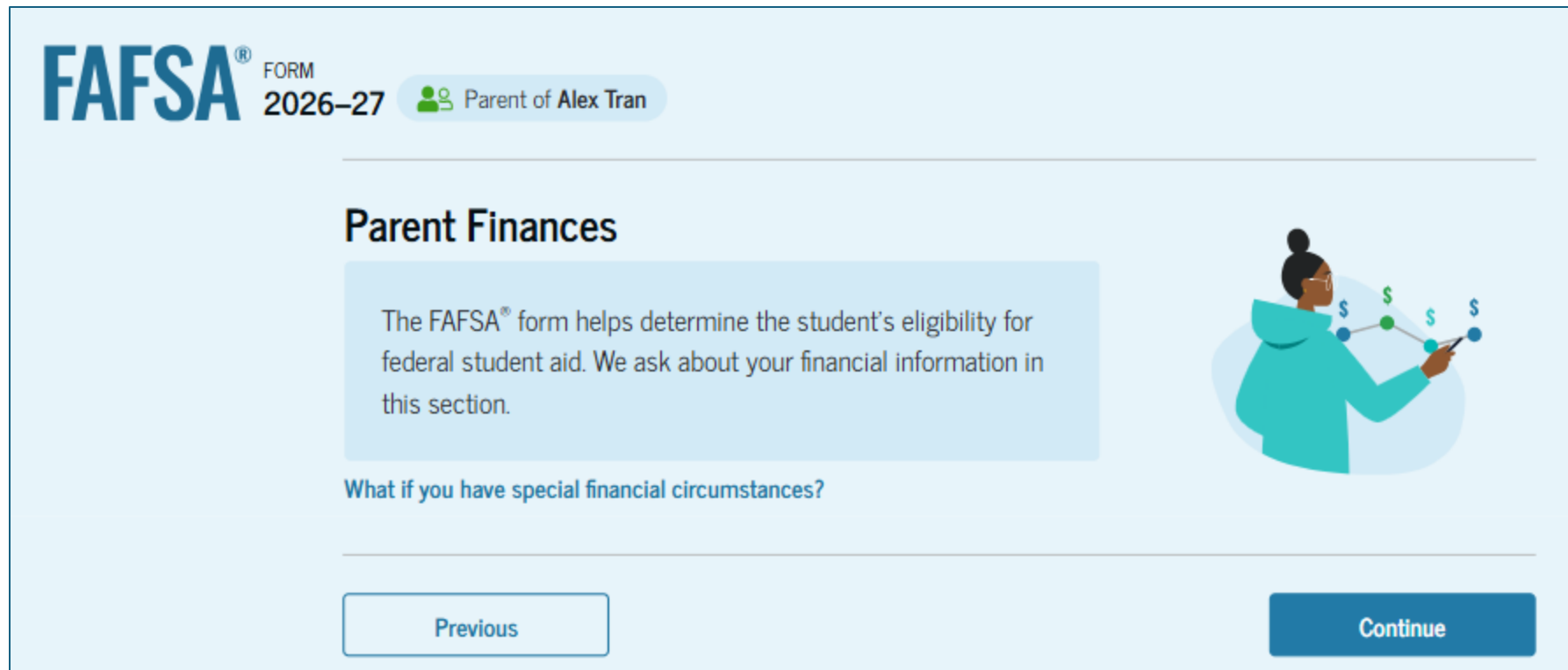
Month Year ⓘ


01 2006

Previous Continue

Introduction: Dependent Student's Parent Finances

This is the first page within the "Parent Finances" section. It provides an overview of the section. The parent can select the hyperlink to learn about special financial circumstances.



FAFSA[®] FORM 2026-27  Parent of Alex Tran

Parent Finances

The FAFSA[®] form helps determine the student's eligibility for federal student aid. We ask about your financial information in this section.

[What if you have special financial circumstances?](#)

[Previous](#) [Continue](#)

Dependent Student: Parent Federal Benefits Received

This page asks the parent if the parent or anyone in the parent's family has received federal benefits. The parent selects "None of these apply."

The screenshot shows the FAFSA 2026-27 interface for a parent of Alex Tran. The progress bar indicates the 'Financials' step is active. The section is titled 'Federal Benefits Received' and includes a green box stating 'Responses Won't Reduce Federal Student Aid Eligibility'. Below this, a question asks if the parent or anyone in their family received benefits from any of the following federal programs during 2024 or 2025. The list of programs includes: Earned Income Credit (EIC), Federal Housing Assistance, Free or Reduced Price School Lunch, Medicaid, Refundable Credit for Coverage Under a Qualified Health Plan (QHP) or Health Insurance Subsidy, Supplemental Nutrition Assistance Program (SNAP), Supplemental Security Income (SSI), Temporary Assistance for Needy Families (TANF), and Special Supplemental Nutrition Program for Women, Infants, and Children (WIC). The 'None of these apply.' option is selected.

FAFSA FORM 2026-27 Parent of Alex Tran Save | FAFSA Menu

Demographics 1 Financials 2 Signature 3

Federal Benefits Received

Responses Won't Reduce Federal Student Aid Eligibility
Answering these questions won't reduce the student's eligibility for federal student aid or these programs.

At any time during 2024 or 2025, did the parent or anyone in their family receive benefits from any of the following federal programs? ⓘ
Family includes the parent's spouse, children, and other dependents. Select all that apply or "None of these apply."

- Earned Income Credit (EIC) ⓘ
- Federal Housing Assistance ⓘ
- Free or Reduced Price School Lunch ⓘ
- Medicaid ⓘ
- Refundable Credit for Coverage Under a Qualified Health Plan (QHP) or Health Insurance Subsidy ⓘ
- Supplemental Nutrition Assistance Program (SNAP) ⓘ
- Supplemental Security Income (SSI) ⓘ
- Temporary Assistance for Needy Families (TANF) ⓘ
- Special Supplemental Nutrition Program for Women, Infants, and Children (WIC) ⓘ
- None of these apply.

Previous Continue

Dependent Student: Parent Tax Filing Status

This page asks the parent about their tax filing status. The parent selects "Yes" to "Did or will the parent file a 2024 IRS Form 1040 or 1040-NR?" and "Yes" to "Did or will the parent file a 2024 joint tax return with their current spouse?"

The screenshot shows the FAFSA 2026-27 interface for a parent of Alex Tran. The page is titled "Parent Tax Filing Status" and is part of a three-step process: Demographics (1), Financials (2), and Signature (3). The current step, Financials, contains two questions with radio button options for "Yes" and "No".

FAFSA[®] FORM 2026-27 Parent of Alex Tran Save FAFSA Menu

1 Demographics 2 Financials 3 Signature

Parent Tax Filing Status

Did or will the parent file a 2024 IRS Form 1040 or 1040-NR? ⓘ

Yes No

Did or will the parent file a 2024 joint tax return with their current spouse? ⓘ

Yes No

Previous Continue

Dependent Student: Parent Family Size

This page displays the family size for the student. The parent has the option to enter the number of children or other dependents who live with the parent and will receive more than half of their support from the parent between July 1, 2026, and June 30, 2027.

FAFSA[®] FORM 2026–27 Parent of Alex Tran Save FAFSA Menu

Demographics Financials Signature

Family Size

Based on answers to previous questions, we've made some assumptions about the parent's family. The student and the student's parent (and parent's spouse, if married) are always included in the family size. The box below shows the parent's family size based on our assumptions and the number of children or other dependents you report.

The parent's family size is **5**.

Parent: 1 Parent Spouse or Partner: 1 Student: 1 Parent's Children and Other Dependents: 2

Enter the number of children or other dependents who live with the parent and will receive more than half of their support from the parent between July 1, 2026, and June 30, 2027.

Include dependent children who meet these criteria, even if they live apart because of college enrollment.

Do not include the student applicant.

Previous Continue

Dependent Student: Parent Number in College

This page asks the parent how many people in the family will be in college between July 1, 2026, and June 30, 2027. The parent enters a response into the entry field.

The screenshot shows the FAFSA 2026-27 interface for a parent of Alex Tran. The top navigation bar includes the FAFSA logo, the form year (2026-27), the user role (Parent of Alex Tran), and buttons for Save and FAFSA Menu. A progress indicator shows three steps: Demographics (completed), Financials (current), and Signature (pending). The main heading is 'Number in College'. Below it, a question asks: 'Out of the 5 people in the parent's family, how many will be in college between July 1, 2026, and June 30, 2027?'. A note specifies: 'Never include the student's parent(s). Always include the student applicant. Also include the parent's other children or dependents if they will also be in college during this time.' A text input field contains the number '1' and has an information icon to its right. At the bottom, there are 'Previous' and 'Continue' buttons.

FAFSA[®] FORM 2026-27 Parent of Alex Tran Save FAFSA Menu

Demographics Financials Signature

Number in College

Out of the 5 people in the parent's family, how many will be in college between July 1, 2026, and June 30, 2027?

Never include the student's parent(s). Always include the student applicant. Also include the parent's other children or dependents if they will also be in college during this time.

 ⓘ

Dependent Student: Parent Tax Return Information

The parent is asked questions about their 2024 tax return. The parent enters a response in each entry field. If the parent has nothing to report, the parent enters the numeral zero.

FAFSA[®] FORM 2026-27 Parent of Alex Tran Save FAFSA Menu

1 Demographics 2 Financials 3 Signature

Parent 2024 Tax Return Information

Refer to the parent's 2024 tax return to answer the following questions.
If the answer is zero or the question does not apply, enter 0.

Report Combined Taxes
Report the combined tax information for the parent and their spouse.

[Where to find this information on the tax form](#)

Filing Status

Single

Head of household

Married filing jointly

Married filing separately

Qualifying surviving spouse

Income Earned From Work
IRS Form 1040 (or 1040-NR): Line 1z + Schedule 1: Lines 3 + 6. If a tax form line's value is negative, treat it as zero in your calculation.

\$ 40,000 .00

Tax Exempt Interest Income
IRS Form 1040: Line 2a

\$ 1,000 .00

Education Credits (American Opportunity Tax Credit and Lifetime Learning Tax Credit)
IRS Form 1040 Schedule 3: Line 3 + IRS Form 1040: Line 29

\$ 0 .00

Did the parent file a Schedule A, B, D, E, F, or H with their 2024 IRS Form 1040?

Yes

No

Don't know

Net Profit or Loss From IRS Form 1040 Schedule C
IRS Form 1040 Schedule C: Line 31

\$ 0 .00

Amount of College Grants, Scholarships, or AmeriCorp Benefits Reported as Income to the IRS
People typically answer this question with a zero because most scholarships and grants, including Federal Pell Grants, are not considered taxable income. If the parent is married, include the amount their spouse reported. If the response is other than zero, the amount is typically not the same as the amount reported on IRS Form 1098-T (Box 5) or the adjusted gross income reported on the tax return.

\$ 0 .00

Foreign Earned Income Exclusion
IRS Form 1040 Schedule 1: Line 8d

\$ 0 .00

Previous Continue

Dependent Student: Parent Assets

The parent is asked about their assets.

The parent enters a response in each entry field. If the parent has nothing to report, the parent enters the numeral zero.

The screenshot shows the FAFSA 2026-27 interface for a parent of Alex Tran. The 'Financials' step is active, indicated by a blue circle with the number 2. A progress bar at the top shows three steps: Demographics (1, checked), Financials (2, active), and Signature (3). The 'Annual Child Support Received' section asks for the total amount of child support received for the last complete calendar year, with a text input field containing '0' and a currency symbol '\$'. Below this, the 'Parent Assets' section is divided into four sub-sections, each with a text input field containing '0' and a currency symbol '\$':

- Current Total of Cash, Savings, and Checking Accounts**: Don't include student aid, retirement accounts, or investments.
- Current Net Worth of Investments, Including Real Estate**: Don't include the home the parent lives in. Net worth is the value of the investments minus any debts owed against them.
- Current Net Worth of Businesses and Farms**: Enter the net worth of the parent's businesses and income-producing farms. Net worth is the value of the businesses and farms minus any debts owed against them. Don't include a family business with 100 or fewer full-time employees, farms where the family resides, or a commercial fishing business and related expenses.

At the bottom of the form, there are 'Previous' and 'Continue' buttons.

Dependent Student: Other Parent Information

The parent is asked to provide information about their spouse or partner. In this example, the other parent does not need to contribute to the student's FAFSA® form because the parents filed taxes jointly. After providing the other parent's date of birth, all required parent information will be complete.

The screenshot shows the FAFSA 2026-27 interface for a parent of Alex Tran. The progress bar indicates three steps: 1. Demographics (completed), 2. Financials (current step), and 3. Signature. The 'Parent Spouse Information' section contains a message: 'Based on your responses, we need to know your spouse's date of birth. We need to know their age to determine the student's eligibility for federal student aid.' Below this, there are three input fields for the date of birth: Month (05), Day (04), and Year (1982). At the bottom, there are 'Previous' and 'Continue' buttons.

Dependent Student: Parent Review Page

The review page displays the responses that the parent has provided in the FAFSA® form. The parent can view responses only within the parent section of the student's FAFSA form. The parent can view all the responses by selecting "Expand All" or expand each section individually. To edit a response, the parent can select the question's hyperlink to be taken to the corresponding page.

The screenshot shows the FAFSA 2026-27 Parent Review Page for Alex Tran. The page is titled "Continue To Sign Your Form" and includes a summary of the information provided. A green checkmark indicates that the parent has completed the review. The page lists three parent sections: Introduction Personal Identifiers, Section 1 Demographics, and Section 2 Financials. Each section has a green checkmark and a dropdown arrow. The page also features a "Previous" button and a "Continue" button.

FAFSA® FORM 2026-27 Parent of Alex Tran Save FAFSA Menu

Continue To Sign Your Form

Here's a summary of the information you provided on the FAFSA® form. Continue once you're ready to submit.

Scroll To Continue
After reviewing your answers, scroll to the bottom of the page and select "Continue." Then, sign your section of the FAFSA form.

Parent Sections Expand All

- Introduction **Personal Identifiers**
- Section 1 **Demographics**
- Section 2 **Financials**

Previous Continue

Dependent Student: Parent Signature

On this page, the parent acknowledges the terms and conditions of the FAFSA® form and digitally signs the parent section. Since all required sections are complete, the parent can both sign and submit the student's FAFSA form.

The screenshot shows the FAFSA 2026-27 form for 'Parent of Alex Tran'. The progress bar at the top indicates that the 'Demographics' and 'Financials' sections are complete, and the 'Signature' section is the current step. The main heading is 'Sign and Submit the FAFSA® Form'. Below this is a 'Summary' box with the following text: 'This page confirms that you understand the terms and conditions of the FAFSA® form and filled out the form accurately to the best of your ability. The FAFSA form is a legal document you will electronically sign with your StudentAid.gov account username and password (FSA ID). Because your FSA ID is associated with your personal information, do not share it with anyone.' Below the summary box, there is a paragraph stating: 'By signing the student's application electronically using your StudentAid.gov account username and password, YOU, THE PARENT, certify that all of the information you provided is true and complete to the best of your knowledge and you agree, if asked, to provide' followed by a bulleted list: '• information that will verify the accuracy of your completed form, and' and '• U.S. or foreign income tax forms that you filed or are required to file.' Below the list, there is a paragraph: 'You also certify that you understand that the secretary of education has the authority to verify information reported on your application.' This is followed by a paragraph: 'If you sign this application or any document related to the federal student aid programs electronically using a username and password and/or any other credential, you certify that you are the person identified by the username and password, and/or any other credential and have not disclosed that username and password, and/or any other credential to anyone else. If you purposefully give false or misleading information, including applying as an independent student without meeting the unusual circumstances required to qualify for such a status, you may be subject to criminal penalties under 20 U.S.C. 1097, which may include a fine up to \$20,000, imprisonment, or both.' Below this is another paragraph: 'Additionally, by signing this application electronically using your FSA ID, you authorize the U.S. Department of Education to disclose all information you provided on this application, as required under Section 483(a)(2)(D)(i) of the Higher Education Act of 1965, as amended, to the institutions identified herein, state higher education agencies (in the student's state of residence and the states in which the institutions identified herein are located), and designated scholarship organizations to assist with the application, award, and administration of federal, state, or institutional financial aid programs and designated scholarship programs. Notwithstanding this authorization, the name of an institution the student selected to authorize such disclosure shall not be shared with any other institution.' At the bottom, there is a heading: 'Sign for yourself and submit the application for Alex Tran (Student).', followed by a checkbox and the text: 'I, Alcina Tran, agree to the terms outlined above.'

Dependent Student: Parent Confirmation

Upon submitting the student's FAFSA® form, the parent is presented an abbreviated confirmation page. This page displays information about tracking the student's FAFSA form and next steps. The student will receive an email with the full, detailed confirmation. With the student and parent sections completed and signed, the FAFSA form is now considered complete and submitted for processing.

The screenshot shows the FAFSA 2026-27 Parent Confirmation page for Alex Tran. The page features a celebratory banner with hot air balloons and the text "Congratulations, the FAFSA® Form Is Complete!". Below the banner, the student's name "Alex Tran" and the completion date "07/17/2025" are displayed. The main content area is titled "What Happens Next" and lists three key steps: "Email Sent", "The Student Can Track the Status of Their Form", and "The Student Will Receive School Communications". At the bottom, there is a section for "Track and Manage the Student's FAFSA® Form" with a "View Status" button.

FAFSA® FORM 2026-27 Parent of Alex Tran Exit | FAFSA Menu

Congratulations,
the FAFSA® Form Is Complete!

Alex Tran

Completion Date
07/17/2025

What Happens Next

- Email Sent**
Confirm that the student received an email version of this page.
- The Student Can Track the Status of Their Form**
In one to three days, the student's FAFSA form will be processed and made available to their schools.
- The Student Will Receive School Communications**
We use the information collected on the student's FAFSA form to calculate their Student Aid Index (SAI). The SAI lets schools determine how much aid the student is eligible to receive. Schools will reach out to the student if they need more information. They will also contact the student with financial aid offers. Once received, the student can contact their financial aid offices directly to ask questions about their student aid packages.

Track and Manage the Student's FAFSA® Form
You can check the status of the student's application in the "My Activity" section of your account Dashboard. We will let you know if we need anything more from you.

[View Status](#)

Account FAQs

Do I need to create a new account if I already have an account?

No. In fact, since your account is tied to your personal information, you cannot create a second account. You will need to use your existing account.

When should I create my account?

As soon as possible!

What if a contributor is having issues setting up a studentaid.gov account?

There could be several reasons why a contributor is having issues setting up their account. If they are running into issues, they will need to contact Federal Student Aid for assistance.

Can someone else create my account for me?

No. It is important that only the account owner has control of their username and password information since this is how approval and consent is provided to the IRS.

Can I share my account info with others?

No. It is important that you keep your account information confidential as it is used for other federal aid processes, such as applying for federal loans.



Next Steps



FAFSA Submissions Summary

Eligibility Overview: Outlines estimates of aid and Student Aid Index (SAI)

FAFSA Form Answers: Outlines the answers the student and their contributors provided.

Students can start a correction once the FAFSA's been processed if any information was reported incorrectly.

School Information: Student can review and compare colleges they selected.

Next Steps: Informational comments as well as required steps such as making a correction or sending documentation to college(s).

The screenshot shows the FAFSA Submission Summary page for Michelle Allen. At the top left is a '< Back' link. At the top right is a 'Print FAFSA Submission Summary' link. The main header includes the FAFSA logo, 'FORM 2026-27', and the title 'FAFSA Submission Summary'. Below this is a summary table with the following data:

Student Michelle Allen	Application Received June 20, 2025	Application Processed June 20, 2025	Data Release Number 8720	Viewing: Submission 1
-------------------------	---------------------------------------	--	-----------------------------	------------------------------

At the bottom, there is a navigation bar with four items: 'Eligibility Overview' (underlined), 'FAFSA Form Answers', 'School Information', and 'Next Steps' (with an information icon).

After the FAFSA is Submitted

- FAFSA Processed 1-3 days
Sent to schools
- Complete Financial Aid File
- Financial Aid Offer Timeline
 - Private Schools
 - Public Schools
 - Community Colleges
 - Technical Colleges
- School notifies of next steps
 - Email
 - Mail
 - Portal



Verification

- A process to confirm that information on the FAFSA is accurate.
- Random selection process.
- The FAFSA Submission Summary will indicate if a student is selected for verification with an asterick(*) next to the SAI and a comment in the "Application Status" section.
- If selected, student/contributors will need to provide requested documents to their college.

Special Circumstances

- Loss of income due to job loss or reduction in wages
- Separation, divorce, death of a parent/spouse
- Medical or dental expenses
- Siblings/dependents or parent enrolled in college

Students experiencing one or more of these situations should contact the financial aid office at each school they are interested into discuss their process.



Unusual Circumstances

- You or your parent are incarcerated.
- You have left home due to an abusive or threatening environment.
- You have been abandoned by or estranged from your parents and have not been adopted.
- You were granted refugee or asylee status and are separated from your parents, or your parents are displaced in a foreign country.
- You are a victim of human trafficking.
- You are otherwise unable to contact or locate your parents and have not been adopted.
- If your circumstances resulted in you not having a safe, stable place to live, you may be considered a homeless youth.

Students experiencing one or more of these situations should contact the financial aid office at each school they are interested in to discuss their process.



Save the Date



Scholarships

Date: November 4, 2025

Time: 9:30 AM - 11:00 AM

Financial Aid Offers and the Cost of College

Date: February 3, 2025

Time: 9:30 AM - 11:00 AM

Professional Judgment / Special Circumstances Deep Dive

Date: March 3, 2025

Time: 9:30 AM - 11:00 AM

Common Issues

- Unsubsidized loan only question
- High school completion status
- 1st bachelor's degree question
- Student circumstances
 - Legal guardianship
- Paper FAFSAs – AVOID
- Accounts created by someone other than intended user





Virtual FAFSA Help

Thursday, October 23, 2025 from 5-7:30pm

Thursday, November 20, 2025 from 5-7:30pm

Thursday, January 22, 2026 from 5-7:30pm

Thursday, February 19, 2026 from 5-7:30pm

Questions

